
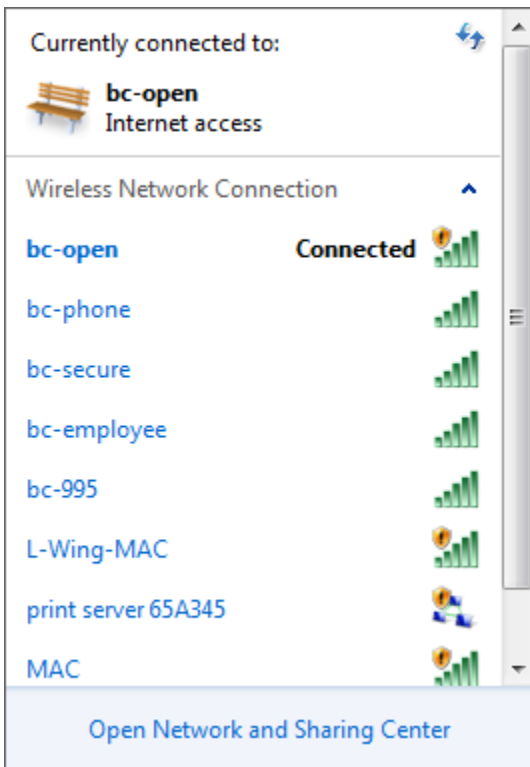


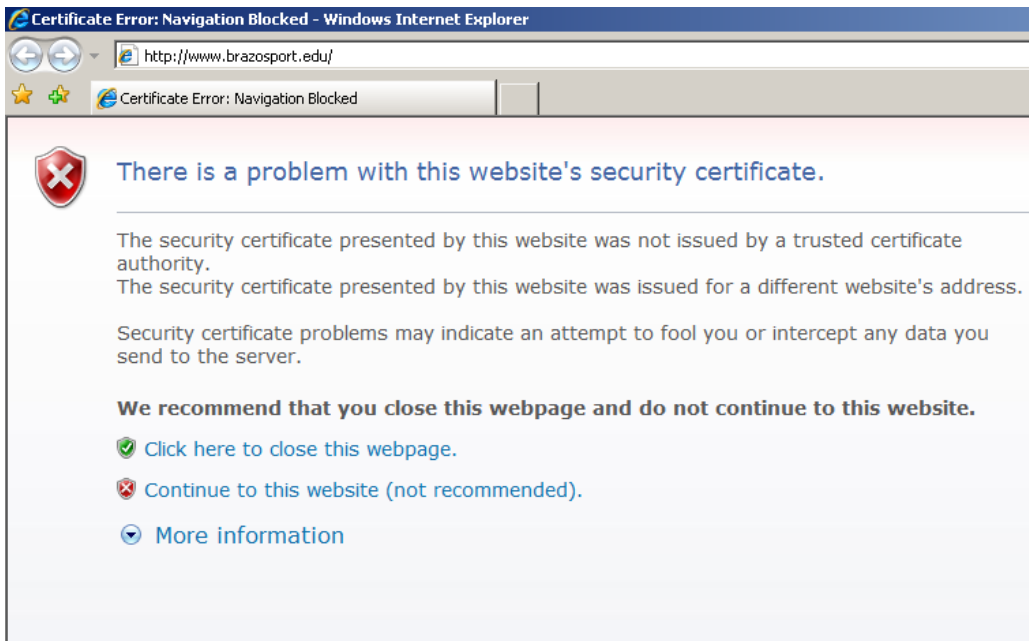
# Logging onto a Wireless Network

First, connect to a wireless network.

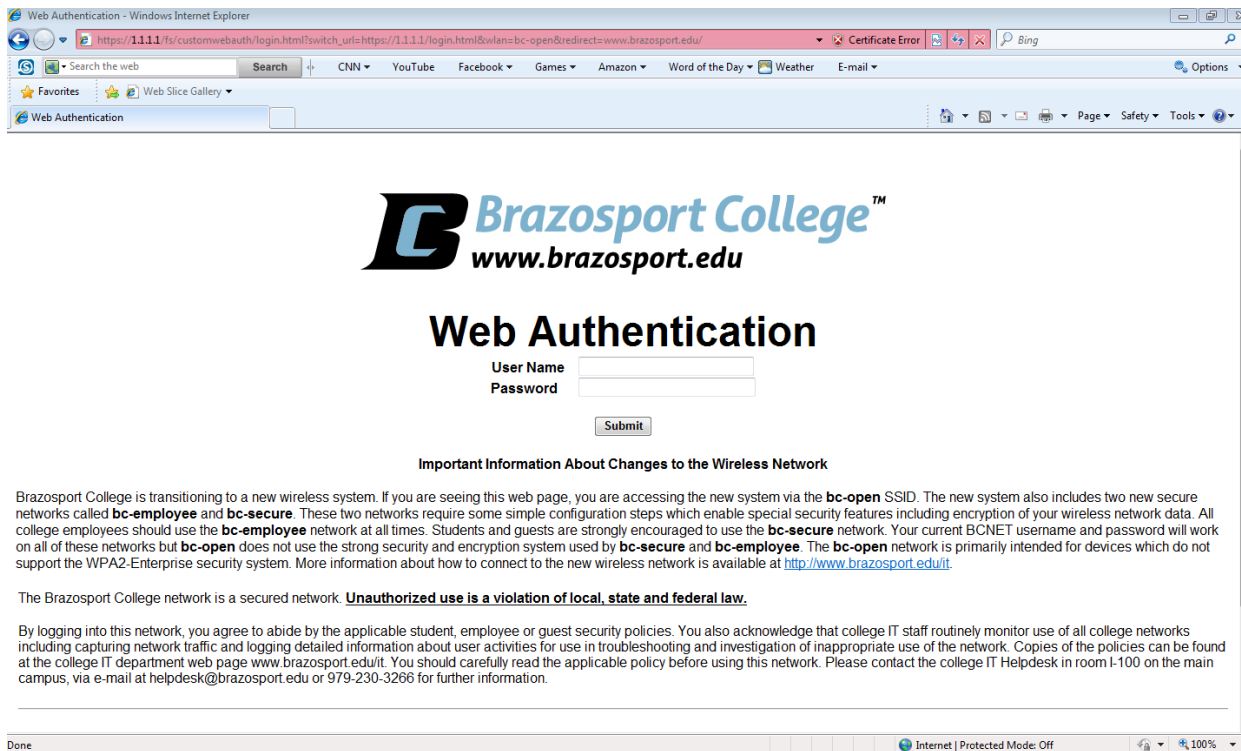


Double Click on Internet Explorer (or Mozilla Firefox):

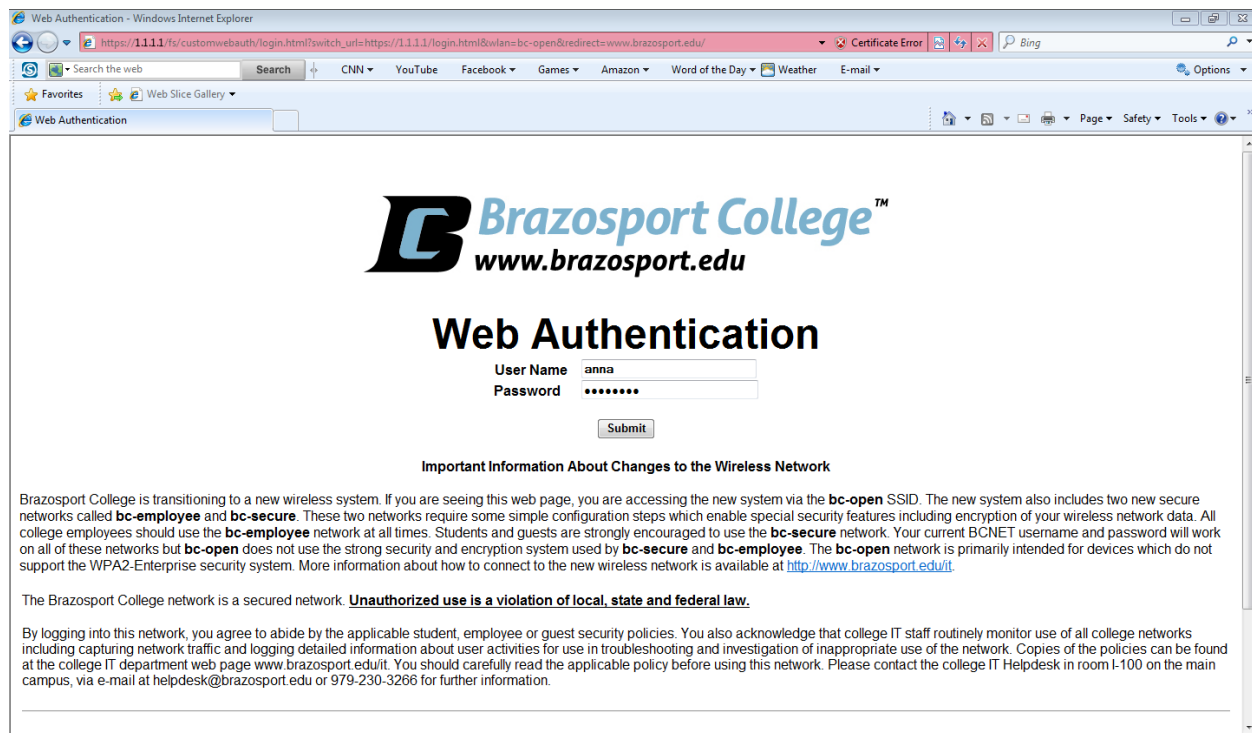
When the security certificate message pops up, select “Continue to this website (not recommended.)”



You will automatically be redirected to the logon page.



Enter your BCNET username and password. (Student/Faculty or Staff)



Web Authentication - Windows Internet Explorer

https://1111/fz/customwebauth/login.html?switch\_url=https://1111/login.html&wlan=bc-open&redirect=www.brazosport.edu/

Search CNN YouTube Facebook Games Amazon Word of the Day Weather E-mail

Web Authentication

**Brazosport College™**  
www.brazosport.edu

## Web Authentication

User Name

Password

**Important Information About Changes to the Wireless Network**

Brazosport College is transitioning to a new wireless system. If you are seeing this web page, you are accessing the new system via the **bc-open** SSID. The new system also includes two new secure networks called **bc-employee** and **bc-secure**. These two networks require some simple configuration steps which enable special security features including encryption of your wireless network data. All college employees should use the **bc-employee** network at all times. Students and guests are strongly encouraged to use the **bc-secure** network. Your current BCNET username and password will work on all of these networks but **bc-open** does not use the strong security and encryption system used by **bc-secure** and **bc-employee**. The **bc-open** network is primarily intended for devices which do not support the WPA2-Enterprise security system. More information about how to connect to the new wireless network is available at <http://www.brazosport.edu/it>.

The Brazosport College network is a secured network. **Unauthorized use is a violation of local, state and federal law.**

By logging into this network, you agree to abide by the applicable student, employee or guest security policies. You also acknowledge that college IT staff routinely monitor use of all college networks including capturing network traffic and logging detailed information about user activities for use in troubleshooting and investigation of inappropriate use of the network. Copies of the policies can be found at the college IT department web page [www.brazosport.edu/it](http://www.brazosport.edu/it). You should carefully read the applicable policy before using this network. Please contact the college IT Helpdesk in room I-100 on the main campus, via e-mail at [helpdesk@brazosport.edu](mailto:helpdesk@brazosport.edu) or 979-230-3266 for further information.

Click the Submit button.

You can log in as a guest if you don't have a student, faculty, or staff account.

Enter the word **guest** as the username. Contact the IT Help Desk at [helpdesk@brazosport.edu](mailto:helpdesk@brazosport.edu) or 979-230-3266 to obtain the password as it changes weekly.