



BRAZOSPORT COLLEGE

2003-2004

FACT BOOK

www.brazosport.edu

08/04

GENERAL INFORMATION

NOTE FROM THE PRESIDENT:

More than 9,900 credit students, 6,594 noncredit students, and 12,429 contract customers chose Brazosport College as their college of choice this year. We are enthused about the dynamic community partnership represented by these numbers.

Please know that it is with a renewed sense of commitment that we look forward to even greater opportunities for service.

Millicent M. Valek
President, Brazosport College

GENERAL INFORMATION

BOARD OF REGENT MEMBERS

Jerry Hinojosa - Chairman of the Board - 1991

Ed Denman - Vice-Chairman - 1996

Isabel Evans - 1996

Mike Golden - 1994

Joe Greer - 1985

Carolyn Johnson - 1998

Harold Monical Sr. - 2000

Sharon Rogers - 2001

Harry E. Wille, Jr. - 1999

Brazosport College 2004 Fact Book

GENERAL INFORMATION

HISTORY OF BRAZOSPORT COLLEGE

- 1948** • Voters in the Brazosport Independent School District elect to create the Brazosport Junior College District.
- 1967** • Voters authorize a tax to support the maintenance of the college.
 - The Board of Trustees of the Brazosport Independent School District divests itself of the college's management, control, and operation.
 - The Board of Regents for the college district is installed (August).
- 1968** • Dr. J. R. Jackson becomes the first president of Brazosport Junior College.
 - The first semester of classes begins with an enrollment of 879 students.
- 1970** • Brazosport Junior College graduates 25 students.
 - The name of the school is changed to Brazosport College to reflect its broader purpose.
- 1978** • Dr. Jackson is named president emeritus.
 - Dr. W. A. Bass, vice president of the college since its inception, becomes president.
- 1988** • Dr. Bass retires and is named president emeritus.
 - Dr. John R. Grable becomes president after serving as vice-president for 11 years.
- 1996** • Dr. Grable is named special assistant to the Board; Dr. Millicent Valek becomes president.
- 1998-1999** • Brazosport College 30th Anniversary.

Brazosport College 2004 Fact Book

GENERAL INFORMATION

VISION:

The college of choice for our community

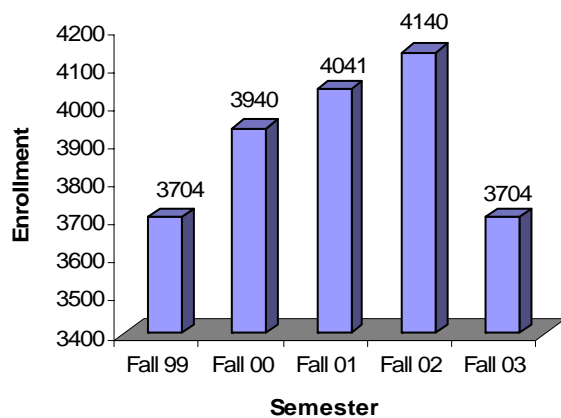
MISSION

Brazosport College exists to improve the quality of life for the citizens of our service area by providing academic transfer programs, job skills training, and cultural enrichment in an efficient and cost effective manner. Our faculty and staff are committed to responding to student needs, creating a learning environment, exceeding employer expectations, and enriching our community.

Brazosport College 2004 Fact Book

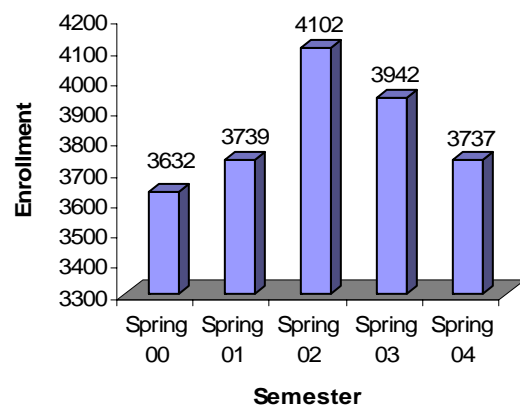
CREDIT ENROLLMENT INFORMATION

Total Fall Enrollment Trend



TOTAL ENROLLMENT FALL, 1999-2003

Total Spring Enrollment Trend

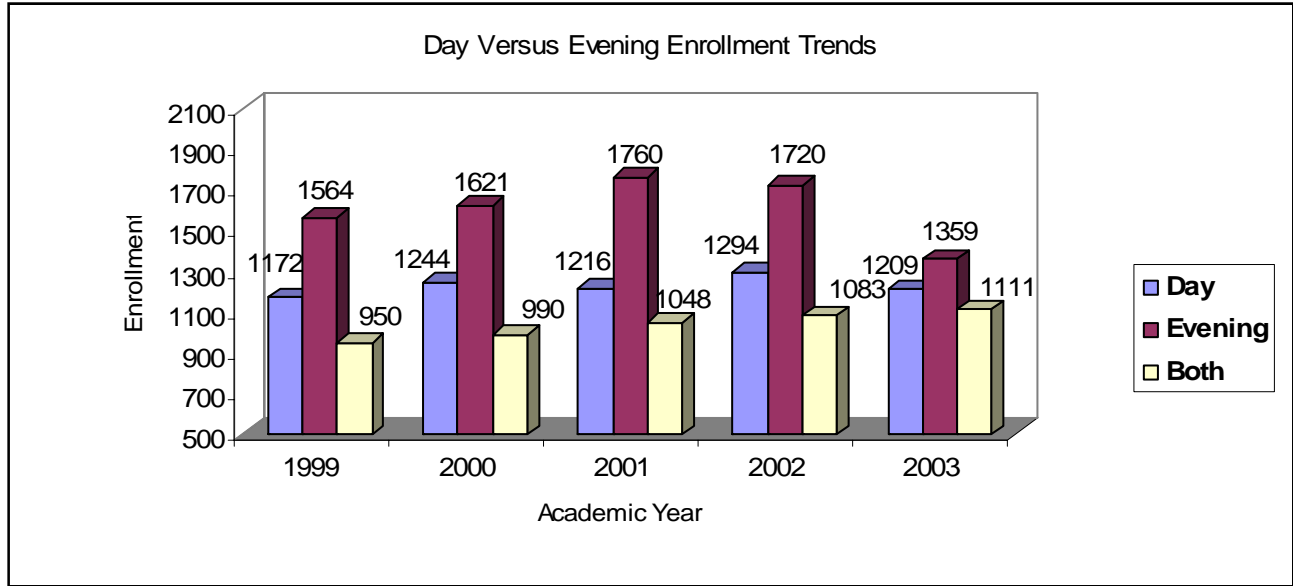


TOTAL ENROLLMENT SPRING, 2000-2004

Brazosport College 2004 Fact Book

CREDIT ENROLLMENT INFORMATION

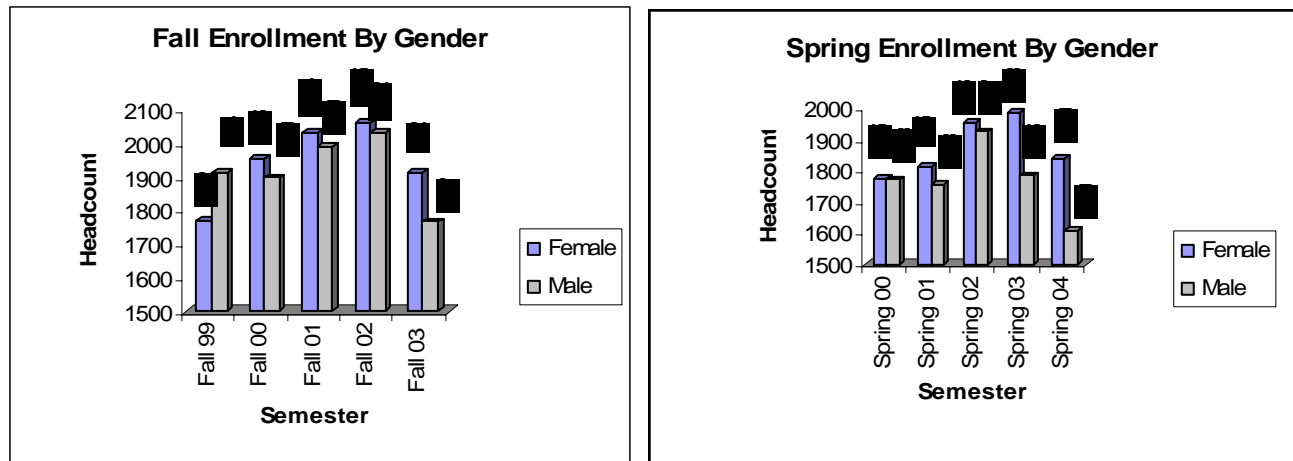
DAY VERSUS EVENING COURSE FALL ENROLLMENT – 1999-2003



Brazosport College 2004 Fact Book

CREDIT ENROLLMENT INFORMATION

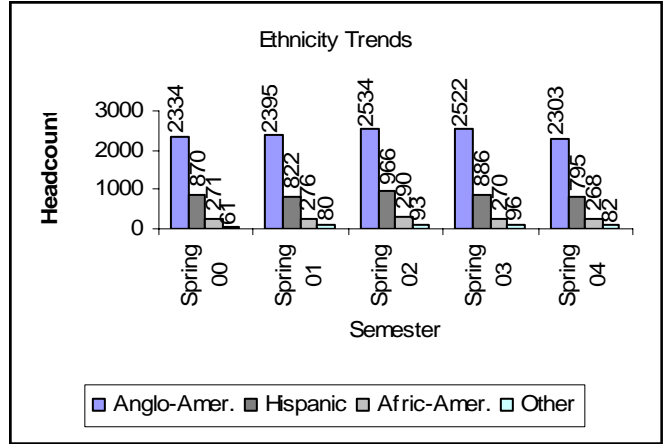
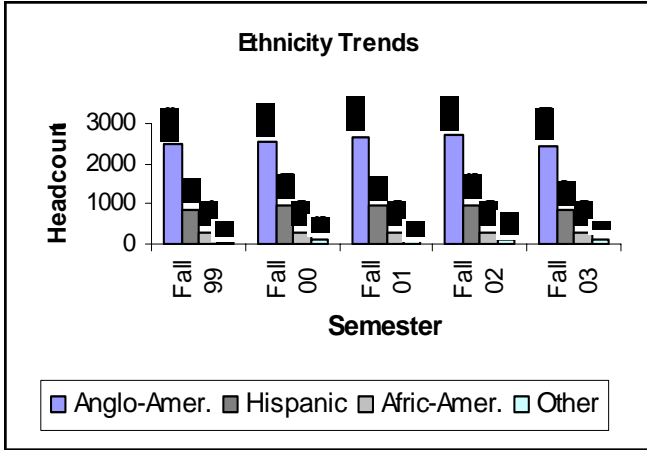
TOTAL ENROLLMENT BY GENDER – Fall/Spring, 1999-2004



Brazosport College 2004 Fact Book

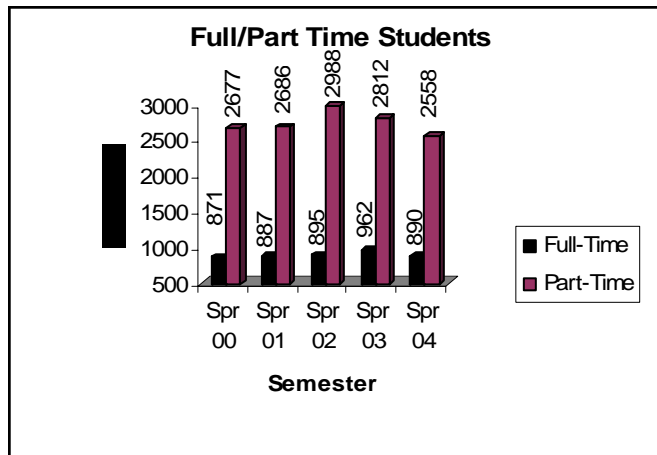
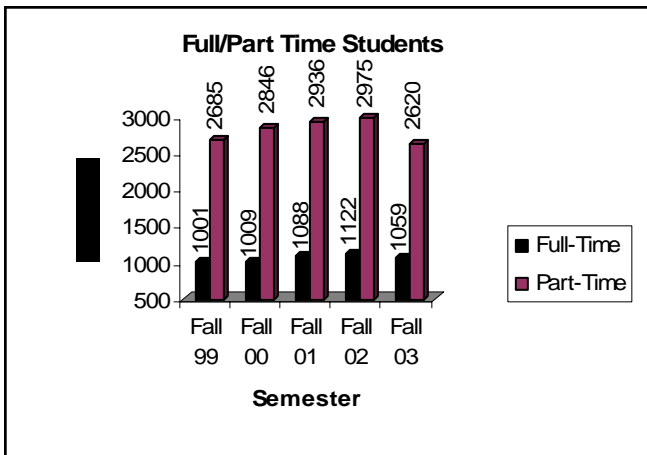
ENROLLMENT INFORMATION

TOTAL ENROLLMENT BY ETHNICITY - Fall/Spring, 1999-2004



ENROLLMENT INFORMATION

CREDIT ENROLLMENT BY FULL/PART-TIME – Fall/Spring, 1999-2004



ENROLLMENT INFORMATION

HIGH SCHOOL ATTENDED — Spring 2004

School	Number	%
Angleton	434	12.59
Brazosport	365	10.59
Brazoswood	879	25.49
Columbia	325	9.43
Danbury	27	0.78
Sweeny	275	7.98
Other Schools	613	17.77
No School Assigned	530	15.37
Total Students	3,448	

Brazosport College 2004 Fact Book

ENROLLMENT INFORMATION

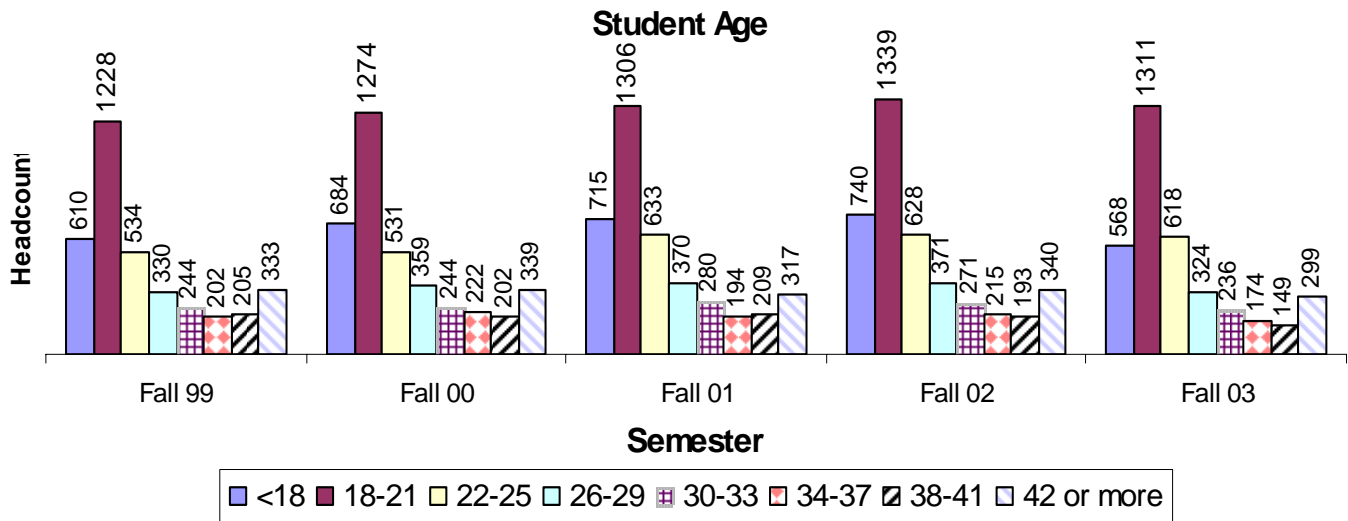
CONCURRENT / DUAL HIGH SCHOOL STUDENTS - Spring 2004

HIGH SCHOOL	CREDIT HOURS				STUDENTS			
	Concur	C/D	Dual	Amt.	Concur	C/D	Dual	Amt.
Angleton	38	19	171	228	11	3	42	56
Brazosport	7	19	133	159	2	3	38	43
Brazoswood	53	59	716	828	12	11	205	228
Columbia	6	81	305	392	2	12	78	92
Danbury	0	27	3	30	0	4	1	5
Sweeny	9	55	388	452	1	8	86	95
Other	13	79	29	121	2	7	6	15
Total	126	339	1745	2,210	30	48	456	534

Brazosport College 2004 Fact Book

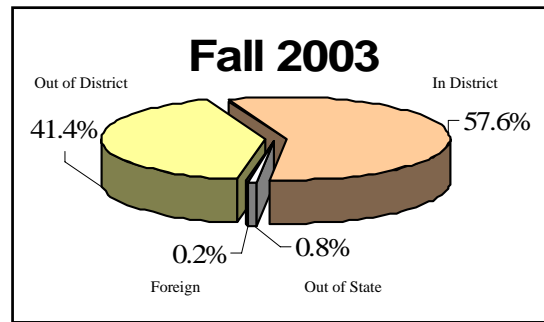
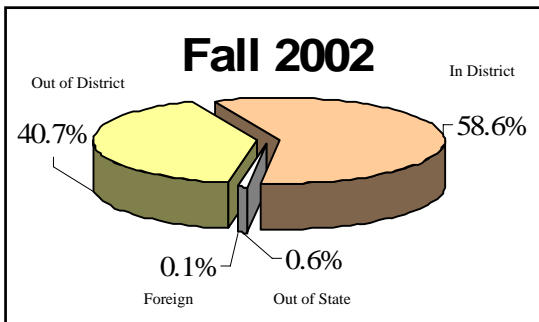
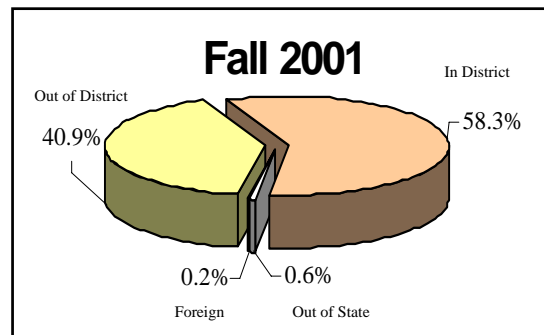
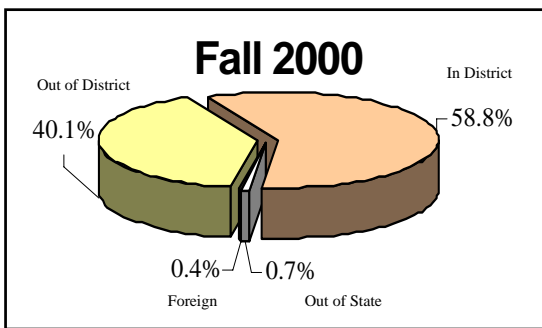
ENROLLMENT INFORMATION

CREDIT ENROLLMENT BY AGE – Fall, 1999-2003



STUDENT INFORMATION

CREDIT STUDENT RESIDENCY - Fall, 2000-2004



INSTRUCTIONAL PROGRAMS

DISTANCE EDUCATION

Course Delivery Trends

Academic Year	Contact Hour Totals			
	PBS	INT	VCT	Total
2000-2001	14,496	9,312	2,064	25,872
2001-2002	17,280	11,104	1,440	29,824
2002-2003	16,880	25,616	1,808	44,304

PBS =Public Broadcasting System
 INT = Internet
 VCT = Virtual College of Texas

FINANCIAL INFORMATION

SCHOLARSHIP/FINANCIAL AID DATA

Financial Aid Report Total Awards – 1999-2003

Total Awards

Type of Program	1999-00	2000-01	2001-02	2002-03
Grants	722	778	916	1138
Special Programs	73	69	68	76
Other Programs	266	207	192	71
Scholarships	366	378	358	435
College Work Study	102	106	96	96

ACADEMIC ACHIEVEMENT

**RESULTS OF CERTIFICATIONS EXAMS - FIRST ATTEMPT
PASS RATES**

Year	EMS	Massage Therapy	LVN Nursing	Law Enforcement	Food Service Manager	Nurses Aide
1998	70%	80%	100%	80%	-	-
1999	79%	50%	100%	82%	-	-
2000	85%	75%	100%	35%	-	-
2001	82%	NA	100%	52%	-	-
2002	91%	50%	100%	46%	97%	90%

Brazosport College 2004 Fact Book

ACADEMIC ACHIEVEMENT

GPA REPORTS FROM TRANSFER COLLEGES AND UNIVERSITIES

GPA - Fall 2002

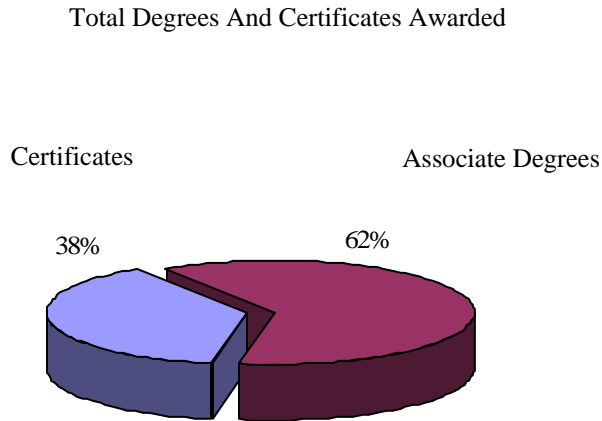
Campus	Number of BC students in report	Brazosport College Student GPA	Community Tech College Transfer GPA	Native GPA
University of Houston, University Park	29	2.81	2.58	2.58
Sam Houston State University	75	2.51	2.70	2.66
University of Houston Clear Lake	127	3.20	3.07	2.96
University of Texas	5	2.49	2.89	NA
Texas State University	27	2.61	2.60	NA
Stephen F. Austin University	5	2.26	2.64	NA
Texas A & M	53	2.84	2.77	2.87

Brazosport College 2004 Fact Book

ACADEMIC ACHIEVEMENT

GRADUATION

Degrees and Certificates Awarded Academic Year 2003-2004



Awards	Number Awarded
Associate Degrees	15
Associate of Arts	
Associate of Science	8
Associate of General Studies	79
Associate of Applied Science	111
Associate Degrees Total	213
Certificates Total	129
TOTAL AWARDS	342

Brazosport College 2004 Fact Book

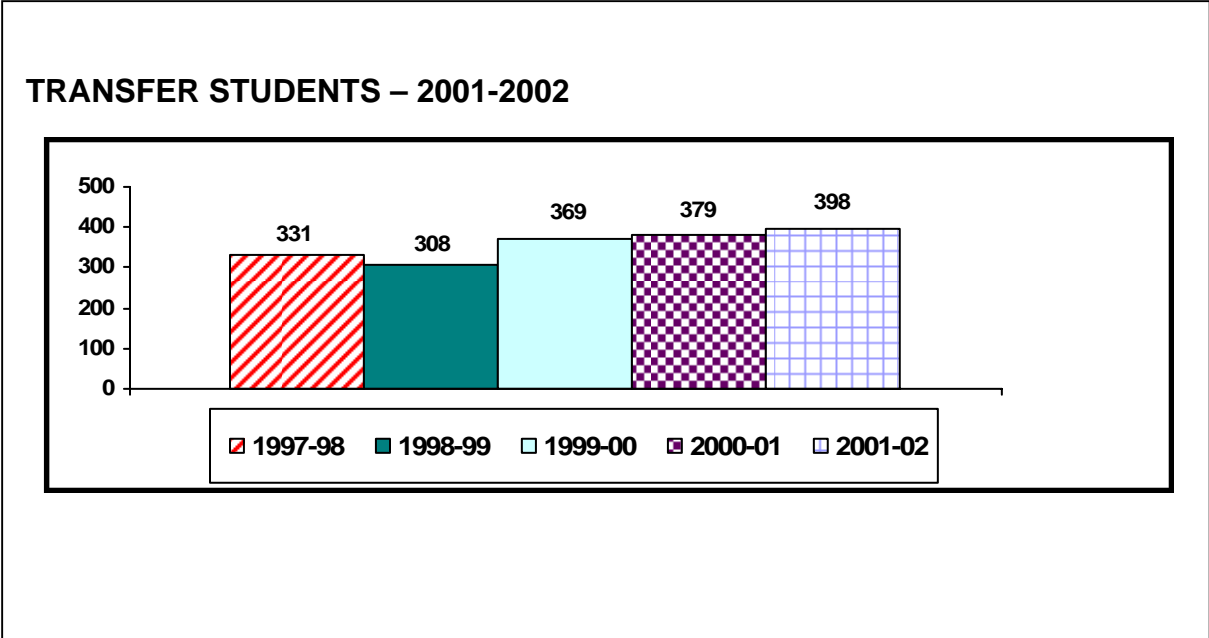
ACADEMIC ACHIEVEMENT

TRANSFER STUDENTS – 2000-2001

Postsecondary Institution	Number of Transfers
Texas A&M University - College Station	133
University of Texas—Austin	86
University of Houston - Clear Lake	89
Southwest Texas State University—San Marcos	73
University of Houston - University Park	60
Sam Houston State University - Huntsville	42
Stephen F. Austin State University	33
Total	516

Brazosport College 2004 Fact Book

ACADEMIC ACHIEVEMENT



Brazosport College 2004 Fact Book

ACADEMIC ACHIEVEMENT

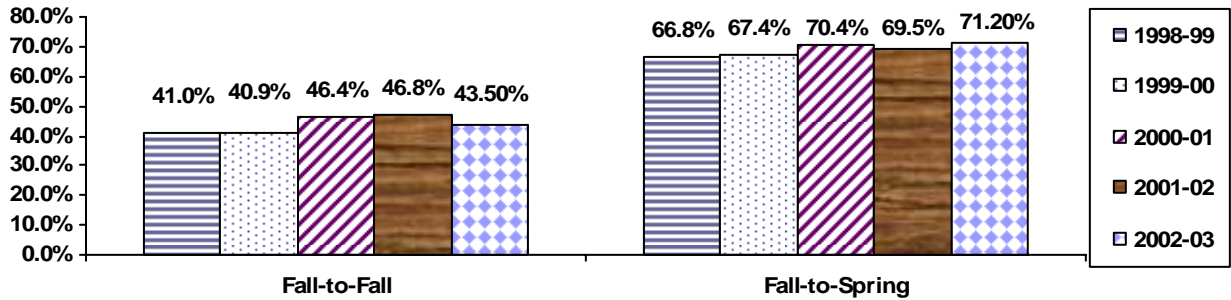
FALL-TO-FALL TRANSFER TOTALS (MIGRATION)

Year	Number of Freshman	Number of Sophomores	Number of Transfers (Legislative Budget Board)
1997-98	2317	698	605
1998-99	2533	535	647
1999-00	2472	721	701
2000-01	2628	755	756
2001-02	2699	642	839

Brazosport College 2004 Fact Book

ENROLLMENT INFORMATION

RETENTION RATES - 1998-2003



Brazosport College 2004 Fact Book

ENROLLMENT INFORMATION

PERCENT OF STUDENTS EMPLOYED—1996-2002

Academic Year	Employed
1996-97	86.5%
1997-98	84.7%
1998-99	85.1%
1999-00	84.5%
2000-2001	83.1%
2001-02	82.1%

Brazosport College 2004 Fact Book

ACADEMIC ACHIEVEMENT

EMPLOYMENT TRENDS

Percent Of Graduating Students Who Are Employed Or Who Transferred

ACADEMIC YEAR	2000-2001	2001-2002
Brazosport College	95.2	92.7
Statewide	91.3	89.9

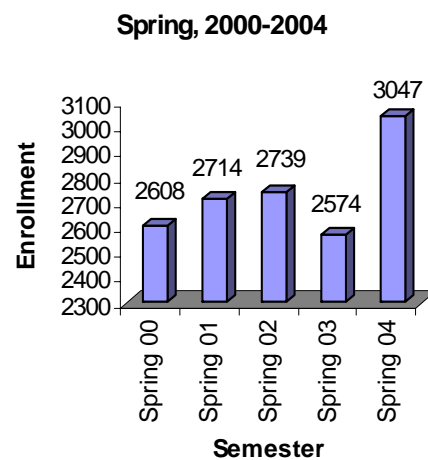
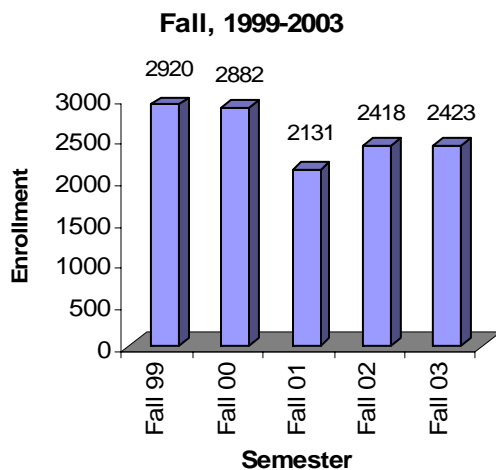
Percent Of Non-Returning Students Who Are Employed Or Who Transferred

ACADEMIC YEAR	2000-2001	2001-2002
Brazosport College	90.1	89.4
Statewide	89.1	86.4

Brazosport College 2003 Fact Book

CONTINUING EDUCATION

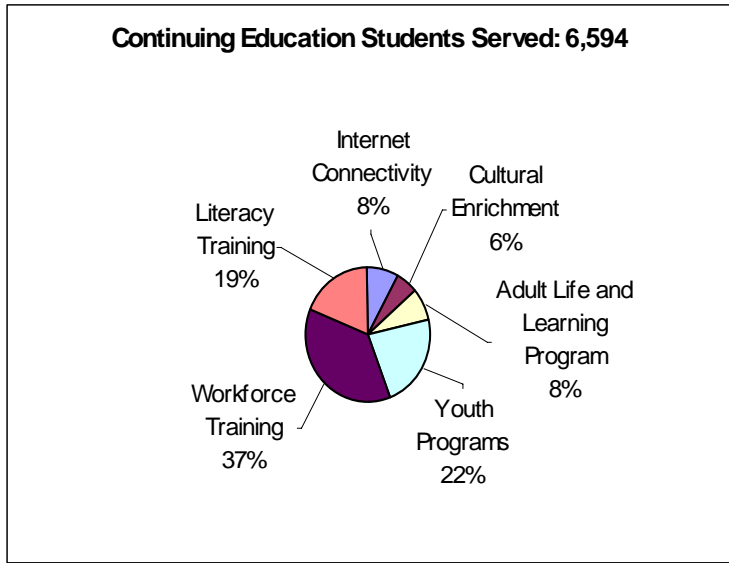
CONTINUING EDUCATION ENROLLMENT - Fall, 1999 – Spring, 2004



Brazosport College 2004 Fact Book

CONTINUING EDUCATION

CONTINUING EDUCATION - January - December, 2003

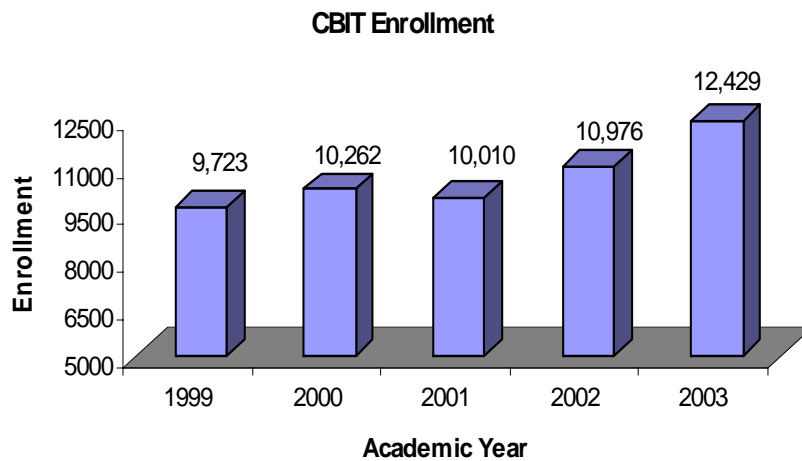


Breakdown of Workforce Training

Law Enforcement Training	4%
Health Occupations	17%
Computer Training	11%
Other Professional Development	5%

CENTER FOR BUSINESS/INDUSTRY TRAINING

CENTER FOR BUSINESS/INDUSTRY TRAINING ENROLLMENT - December, 1999-2003

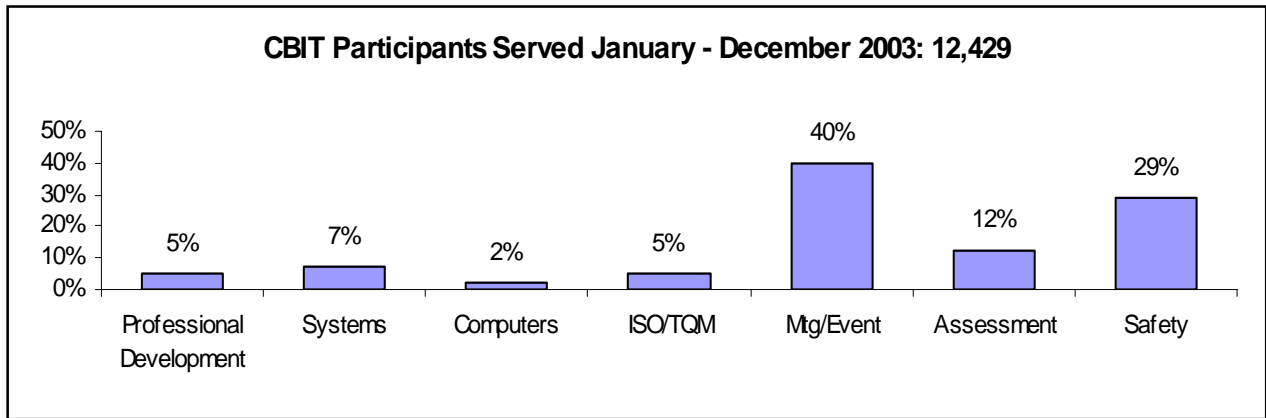


CENTER FOR BUSINESS/INDUSTRY TRAINING

CBIT: Center for Business/Industry Training

PURPOSE:

To deliver training/consulting expertise freeing organizations to focus on core business functions.



Brazosport College 2004 Fact Book

SMALL BUSINESS DEVELOPMENT CENTER

SBDC :

Small Business Development Center

The purpose of the SBDC is to offer free, confidential business consulting, research, and low-cost training seminars to existing and startup businesses in Brazoria County

Measurement	FY 2000-2001	FY 2001-2002	FY 2002-2003
Number of client sessions	135	179	164
Counseling Hours	940	1,632	1,750
Economic Impact			
Financing obtained	\$ 1,775,000	\$ 424,000	\$ 947,500
Number of start-ups	10 businesses	7 businesses	5 businesses
Type of Business			
Retail based business	27%	19%	16%
Service based business	35%	37%	45%
Wholesale business	4%	2%	3%
Manufacturing	4%	3%	5%
Construction	3%	2%	2%
Not in business	27%	37%	29%
Training Seminars	39	32	32
Number of Attendees	383	318	381

Brazosport College 2004 Fact Book

2004 FULL-TIME FACULTY

COLLEGES ATTENDED

Alvin CC	Baylor College of Medicine	Bowling Green State U	Brazosport CC	Capella U	Columbia U	Cornell U	East Texas State U	Eastern Illinois U	Eastern Michigan U	Farleigh Dickinson U	Galveston College
2	1	1	5	1	1	1	3	1	1	1	1
Georgia Institute of Tech	Houston Baptist U	Humboldt State U	Iowa State U	Lamar U	Sam Houston State U	San Jacinto College	San Jose State U	Southeastern Louisiana C	Southern Illinois		
1	1	1	2	1	5	1	1	1	1		1
Southwest Texas State U	State U of New York	Stephen F Austin State U	Texas A&M	Texas Christian U	Texas Tech U	U of Alabama	U of California Santa Cruz	UH	UH Clear Lake	U of Minnesota	
1	1	2	4	1	2	1	1	9	5	1	
U of Missouri	U of New Mexico	U of New Orleans	U of North Texas	U of Pennsylvania	U of Southern Mississippi	UT	UT at El Paso	UT Health Science Center	Wharton County Junior C		
1	1	1	1	1	2	2	1	1	1		1

Brazosport College 2004 Fact Book

2004 FULL-TIME FACULTY

DEGREE LEVEL

Degrees Received	Total
Associate	10
Bachelors	8
Masters	43
Doctorate	13

Brazosport College 2004 Fact Book

2004 FULL-TIME FACULTY

DEMOGRAPHICS

AGE

CATEGORY	NUMBER
20-29 YEARS	2
30-39 YEARS	9
40-49 YEARS	15
50-59 YEARS	36
60-69 YEARS	12

GENDER/ETHNICITY

CATEGORY	NUMBER	CATEGORY	NUMBER
MALE/WHITE	41	FEMALE/WHITE	25
MALE/AMERICAN NATIVE	1	FEMALE/AMERICAN NATIVE	0
MALE/ASIAN	1	FEMALE/ASIAN	1
MALE/BLACK	1	FEMALE/BLACK	1
MALE HISPANIC	1	FEMALE HISPANIC	2
MALE/PACIFIC ISLANDER	0	FEMALE/PACIFIC ISLANDER	0

Brazosport College 2004 Fact Book

FINANCIAL

STATEMENT OF REVENUES AND EXPENSES

Revenues	2003	2002
Taxes for maintenance and operations	4,602,420	4,505,864
State appropriations	7,264,810	7,604,782
Tuition and fees	4,411,759	5,066,526
Grants and contracts	2,751,451	2,063,717
Non-governmental grants and contracts	72,649	55,462
Sales and services of educational activities	112,043	109,621
Auxiliary enterprises	133,431	84,155
Other operating revenues	349,264	28,479
Total Income	19,697,827	19,518,606
Expenses		
Operating Expenses:		
Instruction	11,179,233	9,327,612
Public service	199,378	399,539
Academic support	858,190	813,769
Student services	1,612,238	1,527,569
Institutional support	3,248,999	3,149,860
Operation and maintenance of plant	1,623,400	1,528,523
Scholarships and fellowships	1,761,310	1,332,428
Auxiliary enterprises	133,901	51,977
Depreciation	972,211	739,621
Total Expense	21,588,860	18,870,898
Operating income (loss)	(1,891,033)	647,708
Non-Operating Revenues (Expenses):		
Investment income (loss) net of investment expenses	386,217	281,276
Interest on capital related debt	(643,945)	(4,139)
Other non-operating revenues (expenses)	(15,748)	(17,034)
Net Operating revenues (expenses)	(273,476)	260,103
Net Income	(2,164,509)	907,811

Brazosport College 2004 Fact Book

CREDIT HOURS

CREDIT HOURS BY PROGRAM - Fall, 2003

PROGRAM	CR. HRS.	PROGRAM	CR. HRS.
Air Conditioning	261	Government	1677
Art	747	Heavy Equipment	123
Automotive	310	History	1914
Biology	1840	Humanities	906
Business	715	I/C Construction	249
Business Tech	153	Instrumentation	146
Chemical Technology	986	Machine Tools	249
Chemistry	1828	Math	3830
Communications	13	Music	193
Computer Maintenance	140	Office Professional	1600
Computer Tech	1680	PE	423
Criminal Justice	420	Physics	132
Drafting	231	Pipefitting	33
Drama	66	Psychology	1302
Early Childhood	471	Safety	480
Electricity	543	Sociology	495
English	3339	Speech	888
Emergency Medical Services	237	Vocational Nursing	513
Foreign Language	221	Welding	332