

FALL SEMESTER 2004

Table 1

Registration Program

Credit Program

Campus - Regular Students	3,503
Flexible Entry Students (2 duplicated)	9
Total Enrolled	3,512

Non-Credit Program

Total Enrolled	3,016
-----------------------	--------------

Total Headcount

Credit Program	3,503
Non-credit program	3,016
Grand Total	6,519

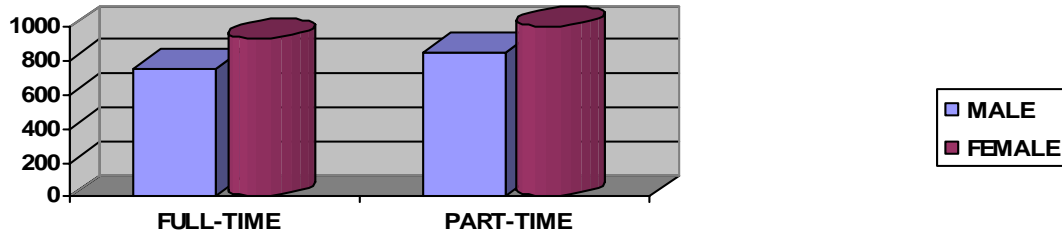
Full-Time Total Student Equivalent

FTSE	1960.4
-------------	---------------

Table 2
Enrollment Status

	Full-Time	Part-Time*	Total
Male	747	839	1,586
Female	923	994	1,917
Total	1,670	1,833	3,503

ENROLLMENT STATUS MALE/FEMALE



	Full-Time	Part-Time	Total
Day	640	593	1,233
Night	476	753	1,229
Both	554	487	1,041
Total	1,670	1,833	3,503

Day (Male)	262	207	469
Day (Female)	378	386	764
Night (Male)	242	441	683
Night (Female)	234	312	546
Both (Male)	241	191	432
Both (Female)	313	296	609
Total	1,670	1,833	3,503

* Part-time - Less than 12 Semester hours in long-term and less than five semester hours in summer session.

**Table 3
Semester Information**

Headcount

Regular	Flexible Entry	Total	*State Reports
3,503	9	3,512	3,512

*Includes 2 duplicated counts

Semester Credit Hours

	Voc-Tech	Academic	Totals
Regular	7,901	21,887	29,788
Flexible Entry	27	-	27

In-District	7,904	20,691	28,595
Out-of-District	24	1,196	1,220
Totals	7,928	21,887	29,815

Weekly Contact Hours

Occ-Tech	14,297
CB	24,724.25
Total	39,021.25

Semester Contact Hours

	Voc-Tech	Academic	Totals
Regular	229,072	402,096	631,168
Flexible Entry	432	0	432

In-District	229,120	382,416	611,536
Out-of-District	384	19,680	20,064
Totals	229,504	402,096	631,600

*THESE CONTACT HOURS TOTALS ARE INCLUDED IN TOTALS ABOVE:			
Telecourse	29,504		
Internet	20,832		
VCT	1,520		
ITV	1,584		
			TOTAL
			53,440

Contact Hours **NOT** Included In the State Report

	Voc-Tech	Academic	Totals
27 Hour Remedial		860	860
Repeats	752	5,648	6,400
Audits	160	0	160
Other Not Reported State	0	0	
Total Contact Hours			7,420

Table 4A
Enrollment by Level

	Male	Female	Total
First Year (less than 24 hours)	1,028	1,191	2,219
Second Year (24-59 hours)	340	478	818
Unclassified (60 or more hours)	216	250	466
Total	1,584	1,919	3,503

Table 4B
Enrollment by Level

Full-Time

	Male	Female	Total
Freshmen (less than 24 hours)	537	657	1,194
Sophomore (24 - 59 hours)	148	201	349
Unclassified (60 or more hours)	60	67	127
Total	745	925	1,670

Part-Time

	Male	Female	Total
Freshmen (less than 24 hours)	491	534	1,025
Sophomore (24 - 59 hours)	192	277	469
Unclassified (60 or more hours)	156	183	339
Total	839	994	1,833

Table 4C
Enrollment by Level

	MALE	FEMALE	TOTAL
Less than 30 hours	1,091	1,290	2,381
30-59 hours	276	380	656
60 or more hours	216	250	466
Total	1,583	1,920	3,503

Table 5
Basis for Admissions for Student Body

High School Graduate	362
Individual Approval	326
H.S. Equivalency Certificate	83
Continuing Student	441
College Transfer	116
Re-entered Previous Admissions	2,175
Total	3,503



Table 6
First Time in College Enrollment

Male	406
Female	465
Total	871

**Table 7A
Student Residence**

In-District	2,045
Out-of-District	1,429
Out-of-State	21
Foreign	8
Total	3,503

**Table 7B
Student Residence**

City	No.	%
Angleton	551	15.73
Brazoria	343	9.79
Clute	530	15.13
Danbury	33	.94
Freeport	444	12.67
Lake Jackson	1,091	31.14
Sweeny	203	5.80
West Columbia	161	4.60
Other Residence	147	4.20
Total Students	3,503	

Table 7C
Summary of Student by Hours

In-District and Out-of-District


No. Hours	Students	In	Out	Non-Texan	In A	Out B	In C	Out D
1	19	15	4					
2	3	3						
3	636	381	248	5	1		1	
4	287	181	104	2				
5	14	9	5					
6	417	189	225	2			1	
7	289	154	127	4		1	2	1
8	163	100	58	2	1	1	1	
9	187	108	78				1	
10	199	109	85	2	1		2	
11	119	69	46	1	2		1	
12	356	211	138	4	2	1		
13	374	208	159	5	2			
14	196	123	72				1	
15	101	75	26					
16	69	45	23	1				
17	32	21	9	1				1
18	14	7	7					
19	26	16	9				1	
20	2	2						
21								

**Table 7D
Residence
County**

County	No.	%	County	No.	%
ANDREWS	1	.03	HIDALGO	1	.03
BASTROP	1	.03	MATAGORDA	76	2.16
BEXAR	1	.03	TARRANT	2	.06
BRAZORIA	3,364	96.03	WASHINGTON	1	.03
FORT BEND	2	.05	WHARTON	4	.11
GALVESTON	6	.17			
HARRIS	8	.23			

Out of State

State	No.	%	State	No.	%
ARIZONA	1	.03	N. CAROLINA	1	.03
ARKANSAS	3	.08	S. CAROLINA	1	.03
CALIFORNIA	1	.03	WASHINGTON	1	.03
GEORGIA	2	.06			
INDIANA	1	.03			
LOUISIANA	3	.08			
MINNESOTA	1	.03			
MISSOURI	1	.03			
NEBRASKA	1	.03			



Out of Country

Country	No.	%	Country	No.	%
ARGENTINA	1	.03	NEPAL	1	.03
CANADA	1	.03	NETHERLANDS	1	.03
EL SALVADOR	1	.03	SWEDEN	1	.03
GUATEMALA	1	.03	THAILAND	1	.03
INDIA	2	.06			
IRELAND	1	.03			
MEXICO	8	.22			

*Includes students that pay C & D coded tuition

Table 8
High School Attended

School	Number	%
Angleton	441	12.59
Brazosport	387	11.05
Brazoswood	934	26.66
Columbia	320	9.13
Danbury	31	.89
Sweeny	301	8.59
Other Schools	601	17.16
No School Assigned	488	13.93
Total Students	3,503	

Table 9
Ethnic Groups

	Number	%
American Indians	14	.40
Black Americans	220	6.28
Spanish Surnames	856	24.44
Asian Americans	40	1.14
Anglo-Americans	2,355	67.23
Others	18	.51
Total	3,503	

Table 10
Age Distribution of BC Students

Age	Number	%
Under 18	534	15.24
18-21	1,298	37.05
22-25	566	16.16
26-29	325	9.28
30-33	227	6.48
34-37	152	4.34
38-41	135	3.85
Over 41	266	7.59
Total	3,503	

Average Age: 24.83

Table 11
Majors by Full/Part-Time

Academic

Full	714
Part	702
Total	1,416

Voc_Tech

Full	449
Part	791
Total	1,240

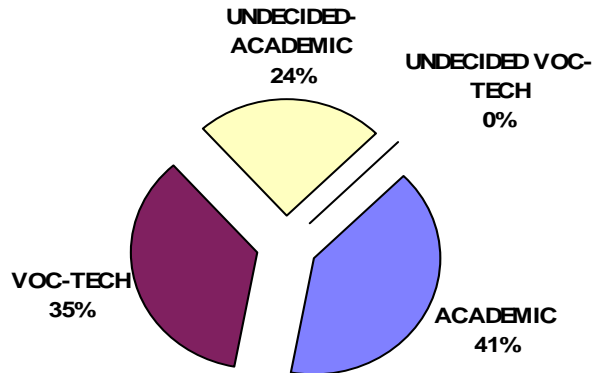
Undecided - Academic

Full	507
Part	338
Total	845

Undecided - Voc - Tec

Full	0
Part	2
Total	2

Grand Total 3,503



**Table 12
Technology Program**

	Total Students	Semester Hours	Contact Hours Lec/Lab	Co-op	Practicum	FTSE
ACNT	51	186	3,792			12.40
AUMT						
BMGT/BUSG	50	150	2,400			10.00
CBFM						
CDEC	51	153	1,680	5,376		10.20
CETT	18	62	1,280			4.13
CJCR						
CJSA	165	495	7,056		6,048	33.00
CNBT	44	132	1,680	3,024		8.80
CNSE						
CPMT						
CRIJ	17	51	816			3.40
CRPT						
CTEC	113	263	3,472	12,432		17.53
DTFG	65	195	3,952	336		13.00
ELPT	162	486	10,128			32.40
ELTN	35	105	640	8,400		7.00
EMSP	36	122	3,936			8.13
EPCT	43	129	2,064			8.60
ETWR	1	3	64			.20
GRPH						
HAMG						
HART	118	438	8,576	1,680		29.20
HEAV						
HITT						
HRPO	10	30	480			2.00
HPRS (VCT)						
INEW						
INTC	31	103	1,632	2,688		6.87
ITMC	11	33	704			2.20
ITNW	39	117	2,496			7.80
ITSC	233	830	16,752	1,344		55.33
ITSE	52	199	4,016			13.27
ITSW	20	60	1,280			4.00
LGLA						
LNWK						
MDCA						
MCHN	101	303	4,880	7,728		20.20
OSHT	66	228	3,168	3,360		15.20
PFPB	25	75	1,024	3,024		5.00
POFI	96	288	6,640	4,368		19.20
POFM	165	495	8,304			33.00
POFT	308	891	17,904	12,768		59.40
PTAC	288	740	14,768			49.33
VNSG	133	361	10,032			24.07
WLDG	61	233	7,824	4,024		15.53

**Table 13
Credit Hours**

Academic

Freshman	18,619
Sophomore	7,924
Unclassified	3,245
Total	29,788

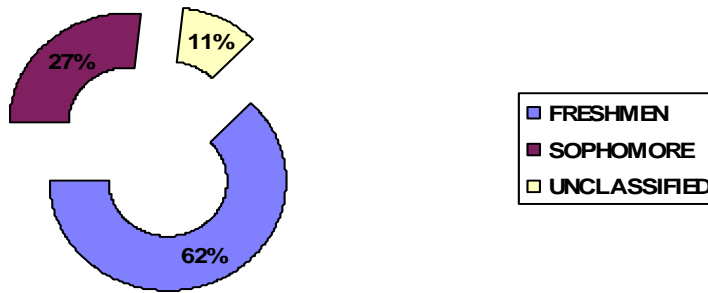


Table 14A

Enrollment by Hegis Code

Academic

0101	Agriculture	10
0200	Architecture & Design	17
0400	Biological Sciences	25
0500	Business & Management	232
0600	Journalism, Radio/TV Communication	34
0700	Computer Science	30
0800	Education	256
0900	Engineering	72
1000	Fine & Applied Arts	70
1100	Foreign Languages	2
1200	Health Professions	492
1400	Law	27
1500	Letters	18
1600	Library Science	0
1700	Mathematics	10
1900	Physical Science	14
2000	Psychology	54
2100	Corrections	0
2200	Social Sciences	38
2300	Theology	2
4900	Interdisciplinary Studies	13

Table 14B
Enrollment by Hegis Code

5001	Legal Assistant (LEGL)	4
5002	Legal Secretary (OFMT-LS)	16
5005	Secretarial/General Office (OFMT-SEC)	86
5006	Word Processing (WDPR)	23
5007	Administration Assistant (OFMT-AA)	21
5008	Medical Secretary (OFMT-MS)	52
5101	Computer Technology (CSCI) (5102 - 5103 - 5104 - 5105 - 5106)	159
5209	Nursing, Vocational, One-Year (VN)	53
5210	Emergency Medical Services (EMSP)	20
5303	Engineering Graphics & Design (DFTG) (5302)	52
5305	Chemical Technology (CHEM/CTEC) (5304)	203
5306	Automotive Technology (AUTM) (5307-5312)	14
5308	Welding Technology (WLDG)	43
5309	Quality Assurance (WLDG-QA)	2
5310	Electronics Technology (CETT)	6
5311	Computer Hardware Maintenance/Electronics Technology (CETT)	3
5313	Safety, Health Environmental Mgmt (SHEM)	52
5314	Instrumentation Technology (INST)	47
5315	Machine Tools Technician (MCHN)	33
5317	Industrial/Commercial Carpentry (CRPT) (5316)	7
5318	Industrial/Commercial Electricity (ELPT/ELTN)	54
5319	Industrial/Commercial Pipefitting (ICCP)	13
5320	Heavy Equipment (HEAV)	3
5321	Maintenance Electrician (ICCE)	7
5322	Air Conditioning & Refrigeration (HART)	46
5323	Industrial/Commercial Insulation and Sheet Metal (CNBT)	2
5324	Industrial/Commercial Painting & Surface Preparation (CBFM)	1
5325	Construction Management (ICCC)	16
5327	Heavy Equipment Technology – Earth Moving (HEAV)	0
5330	Heavy Equipment Technology – Crane Operator Certificate (HEAV)	0
5331	Certificate (ICCE)	14
5405	Childcare and Guidance Option Management Development (CDEC)	67
5505	Police - Law Enforcement (CJSA)	101
5621	Supervision & Management (MGMT) (5622 - 5328)	20

Table 14C
Enrollment by Hegis Code

9995	Undecided – Voc-Tech	2
9996	Undecided - Academic	845

Table 15
New/Former Student Center

Former	2,424
New	1,079
Total	3,503




Table 16
May 2004 - Graduates Attending Brazosport College

School	Class Size	Attending Brazosport College	Percent
Angleton	342	86	25.15
Brazosport	197	59	29.95
Brazoswood	511	156	30.53
Columbia	187	55	29.41
Danbury	49	7	14.29
Sweeny	161	33	20.50
Other	N/A	53	N/A

Table 17
Concurrent/Dual
High School Students

HIGH SCHOOL	CREDIT HOURS				STUDENTS			
	Concur	C/D	Dual	Amt	Concur	C/D	Dual	Amt
Angleton	22	17	228	267	4	2	50	56
Brazosport		21	207	228		3	53	56
Brazoswood	29	23	703	755	10	4	205	219
Columbia		23	358	381		4	82	86
Danbury	8		27	35	2		5	7
Sweeny	6	109	554	669	2	11	101	114
Other	15	33	81	129	2	3	7	12
Total	80	226	2158	GT	20	27	503	GT
<i>Grand Total</i>	2,464				550			