

FALL SEMESTER 2005

Table 1

Enrollment

Credit Program

Campus - Regular Students	3,606
Flexible Entry Students (2 duplicated)	11
Total Enrolled	3,617

Non-Credit Program

Total Enrolled	2,635
-----------------------	--------------

From 9/1/2005 to 10/24/2005

Total Headcount

Credit Program	3,606
Non-credit program	2,635
Grand Total	6,241

Full-Time Total Student Equivalent

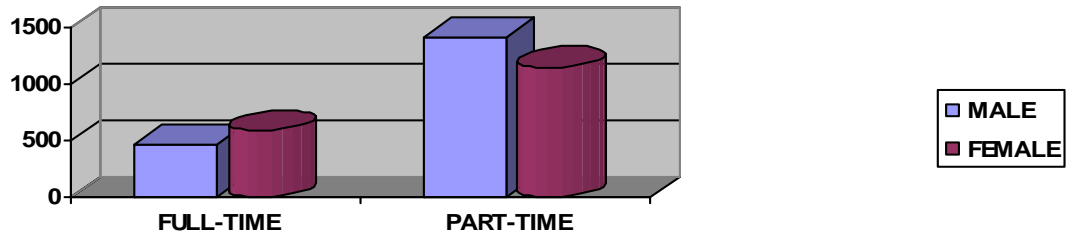
FTSE	1989.87
-------------	----------------

Total of Semester Credit hours divided by 15

**Table 2
Enrollment Status**

	Full-Time	Part-Time*	Total
Male	469	1,405	1,874
Female	585	1,147	1,732
Total	1,054	2,552	3,606

ENROLLMENT STATUS MALE/FEMALE

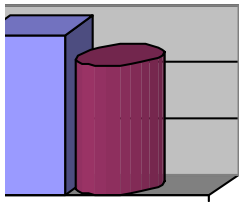


	Full-Time	Part-Time*	Total
Day	401	901	1,302
Night	95	1,232	1,327
Both	558	419	977
Total	1,054	2,552	3,606

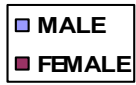
Day (Male)	157	312	469
Day (Female)	244	589	833
Night (Male)	60	688	748
Night (Female)	35	544	579
Both (Male)	252	147	399
Both (Female)	306	272	578
Total	1,054	2,552	3,606

* Part-time - Less than 12 Semester hours in long-term and less than five semester hours in summer session.

STATUS MALE/FEMALE



PART-TIME



**Table 3
Semester Information**

Headcount

Regular	Flexible Entry	Total	State Reports*
3,606	11	3,617	3,617

*Includes 2 duplicated counts

Semester Credit Hours

	Vocational -Technical	Academic	Totals
Regular	7,228	22,607	29,835
Flexible Entry	13	-	13

In-District	7,191	20,896	28,087
Out-of-District	50	1,711	1,761
Totals	7,241	22,607	29,848

Weekly Contact Hours

Vocational - Technical	220,000
Academic	407,800
Total	627,800

Semester Contact Hours

	Vocational -Technical	Academic	Totals
Regular	221,040	415,776	636,816
Flexible Entry	464	-	464

In-District	220,672	387,504	608,176
Out-of-District	832	28,272	29,104
Totals	221,504	415,776	637,280

These contact hour totals are included in semester contact hours.

Telecourse	0
Internet	26,400
VCT	1,120
ITV	0
TOTAL	27,520

Contact Hours **NOT** Included In the State Report

	Vocational-Technical	Academic	Totals
27 Hour Remedial	-	920	920
Repeats	1,040	7,056	8,096
Audits	-	80	80
Other Not Reported State	-	-	-
Total Contact Hours	1,040	8,056	9,096

**Table 4A
Enrollment by Level**

	Male	Female	Total
First Year (less than 24 hours)	1,068	1,280	2,348
Second Year (24-59 hours)	324	474	798
Unclassified (60 or more hours)	224	236	460
Total	1,616	1,990	3,606

**Table 4B
Enrollment by Level**

Full-Time

	Male	Female	Total
Freshmen (less than 24 hours)	306	390	696
Sophomore (24 - 59 hours)	124	163	287
Unclassified (60 or more hours)	39	32	71
Total	469	585	1,054

Part-Time

	Male	Female	Total
Freshmen (less than 24 hours)	762	890	1,652
Sophomore (24 - 59 hours)	200	311	511
Unclassified (60 or more hours)	185	204	389
Total	1,147	1,405	2,552

**Table 4C
Enrollment by Level**

	MALE	FEMALE	TOTAL
Less than 30 hours	1,133	1,380	2,513
30-59 hours	259	374	633
60 or more hours	224	236	460
Total	1,616	1,990	3,606

**Table 5
Basis for Admissions for Student Body**

High School Graduate	447
Individual Approval	549
H.S. Equivalency Certificate	129
Continuing Student	448
College Transfer	161
Re-entered Previous Admissions	1,872
Total	3,606



**Table 6
First Time in College Enrollment**

Male	448
Female	536
Total	984

Table 7A
Student Residence Classification

In-District	2,084
Out-of-District	1,501
Out-of-State	17
Foreign	4
Total	3,606

Table 7B
Student Residence

City	No.	%
Angleton	613	17.00
Brazoria	344	9.54
Clute	532	14.75
Danbury	30	.83
Freeport	441	12.23
Lake Jackson	1,116	30.95
Sweeny	199	5.52
West Columbia	180	4.99
Other Residence	151	4.19
Total Students	3,606	

**Table 7C
Summary of Student by Hours and Residency**

Number of Hours	Students	In	Out	Non-Texan	A	B	C	D
1	11	10	1					
2	0							
3	671	391	276	1	2		1	
4	301	182	115	1		1	2	
5	12	8	4					
6	505	223	279	2	1			
7	325	215	107	3				
8	154	88	63	3				
9	220	130	87	1	1		1	
10	233	133	95	2	2		1	
11	120	74	45		1			
12	286	166	117	1	1		1	
13	361	206	145	4	2	2	1	1
14	191	109	80	2				
15	62	34	27	1				
16	64	37	27					
17	32	24	8					
18	16	12	4					
19	35	19	16					
20	4	4						
21	3	2	1					

In = In District

Out = Out of District

Non-Texan = Out of State or International

A = In District (Foreign Student classified as a resident under HB1403, Section 2

B = Out of District (Foreign Student classified as a resident under HB1403, Section 2

C = In District (Foreign Student classified as a resident under HB1403, Section 4

D = Out of District (Foreign Student classified as a resident under HB1403, Section 4

**Table 7D
Residence**


County

County	No.	%	County	No.	%
Brazoria	3,470	96.23	Tyler	1	.03
Fort Bend	4	.11	Walker	1	.03
Galveston	7	.19	Wharton	1	.03
Harris	6	.17			
Matagorda	85	2.36			
Smith	1	.03			
Tarrant	1	.03			

Includes students that pay C & D coded tuition

Out of State

State	No.	%	State	No.	%
California	1	.03	Pennsylvania	2	.05
Florida	1	.03	Washington	1	.03
Idaho	1	.03			
Louisiana	3	.08			
Michigan	1	.03			
Minnesota	1	.03			
Nebraska	1	.03			
North Carolina	1	.03			
Oklahoma	2	.05			



Out of Country

Country	No.	%	Country	No.	%
Brazil	1	.03			
Cambodia	1	.03			
India	2	.05			
Mexico	8	.22			
Spain	1	.03			
Thailand	1	.03			

**Table 8
High School Attended**

School	Number	%
Angleton	535	14.84
Brazosport	359	9.95
Brazoswood	947	26.26
Columbia	318	8.82
Danbury	27	.75
Sweeny	322	8.93
Other Schools	613	17.00
No School Assigned	485	13.45
Total Students	3,606	

**Table 9
Ethnic Groups**

Ethnic Groups	Number	%
Anglo-Americans	2,401	66.58
Black Americans	272	7.54
Spanish Surnames	876	24.29
Asian Americans	34	.94
American Indians	11	.31
Others	12	.33
Total	3,606	

**Table 10
Age Distribution of BC Students**

Age	Number	%
Under 18	1,475	40.90
18-21	449	12.45
22-25	571	15.84
26-29	330	9.15
30-33	255	7.07
34-37	155	4.30
38-41	146	4.05
Over 41	225	6.24
Total	3,606	

Average Age: 24.40

**Table 11
Majors by Full/Part-Time**

Academic

Full	600
Part	905
Total	1,505

Vocational - Technical

Full	254
Part	927
Total	1,181

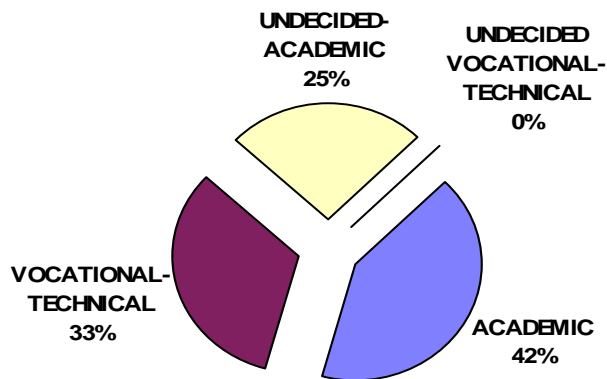
Undecided - Academic

Full	200
Part	717
Total	917

Undecided - Vocational - Technical

Full	0
Part	3
Total	3

Grand Total 3,606




**Table 12
Technology Program**

	Total Students	Semester Hours	Contact Hours Lec/Lab	Co-op	Practicum	FTSE
ACNT	59	211	4,320			14.07
AUMT						
BMGT/BUSG	27	81	1,296			5.40
CBFM						
CDEC	63	189	2,544	3,360		12.60
CETT	8	28	576			1.87
CJCR						
CJSA	72	216	2,928		3,696	14.40
CNBT	38	114	1,584	1,680		7.60
CNSE						
CPMT						
CRIJ						
CRPT						
CTEC	92	218	2,544	11,424		14.53
DTFG	84	252	4,608	4,032		16.80
ELPT	111	333	6,960			22.20
ELTN	34	102	960	6,384		6.80
EMSP	80	258	9,248			17.20
EPCT	54	162	2,592			10.80
ETWR						
GRPH						
HAMG						
HART	87	318	5,840	3,360		21.20
HEAV						
HITT	117	351	5,616			23.40
HRPO						
HPRS (VCT)						
INEW						
INTC	67	219	4,000	2,016		14.60
ITMC	7	21	448			1.40
ITNW	39	117	2,496			7.80
ITSC	119	418	8,400	1,344		27.87
ITSE	47	180	3,632			12.00
ITSW	17	51	1,088			3.40
LGLA						
LNWK						
MDCA						
MCHN	115	345	5,568	9,408		23.00
OSHT	137	459	4,896	10,080		31.20
PFPB	42	126	1,920	4,032		8.40
POFI	73	219	5,360	2,016		14.60
POFM	8	24	512			1.60
POFT	211	633	12,432	11,760		42.20
PTAC	266	770	14,336			51.33
VNSG	203	551	15,312			36.73
WLDG	74	266	7,936	5,368		17.73

**Table 13
Credit Hours**

Academic	
Freshman	19,219
Sophomore	7,420
Unclassified	3,209
Total	29,848



**Table 14A
Enrollment by Hegis Code**

Academic		
0101	Agriculture	15
0200	Architecture & Design	18
0400	Biological Sciences	33
0500	Business & Management	263
0600	Journalism, Radio/TV Communication	26
0700	Computer Science	22
0800	Education	258
0900	Engineering	73
1000	Fine & Applied Arts	67
1100	Foreign Languages	3
1200	Health Professions	540
1400	Law	23
1500	Letters	20
1600	Library Science	0
1700	Mathematics	6
1900	Physical Science	26
2000	Psychology	63
2100	Corrections	0
2200	Social Sciences	41
2300	Theology	1
4900	Interdisciplinary Studies	7

**Table 14B
Enrollment by Hegis Code**

Vocational - Technical

5001	Legal Assistant (LEGL)	2
5002	Legal Secretary (OFMT-LS)	16
5005	Secretarial/General Office (OFMT-SEC)	57
5006	Word Processing (WDPR)	23
5007	Administration Assistant (OFMT-AA)	16
5008	Medical Secretary (OFMT-MS)	47
5101	Computer Technology (CSCI) (5102 - 5103 - 5104 - 5105 - 5106)	116
5209	Nursing, Vocational, One-Year (VN)	44
5210	Emergency Medical Services (EMSP)	31
5303	Engineering Graphics & Design (DFTG) (5302)	51
5305	Chemical Technology (CHEM/CTEC) (5304)	238
5306	Automotive Technology (AUTM) (5307 - 5312)	10
5308	Welding Technology (WLDG)	42
5309	Quality Assurance (WLDG-QA)	7
5310	Electronics Technology (CETT)	5
5311	Computer Hardware Maintenance/Electronics Technology (CETT)	2
5313	Safety, Health Environmental Mgmt (SHEM)	84
5314	Instrumentation Technology (INST)	43
5315	Machine Tools Technician (MCHN)	39
5317	Industrial/Commercial Carpentry (CRPT) (5316)	3
5318	Industrial/Commercial Electricity (ELPT/ELTN)	37
5319	Industrial/Commercial Pipefitting (ICCP)	21
5320	Heavy Equipment (HEAV)	3
5321	Maintenance Electrician (ICCE)	6
5322	Air Conditioning & Refrigeration (HART)	27
5323	Industrial/Commercial Insulation and Sheet Metal (CNBT)	0
5324	Industrial/Commercial Painting & Surface Preparation (CBFM)	0
5325	Construction Management (ICCC)	14
5327	Heavy Equipment Technology – Earth Moving (HEAV)	0
5330	Heavy Equipment Technology – Crane Operator Certificate (HEAV)	1
5331	Certificate (ICCE)	18
5405	Childcare and Guidance Option Management Development (CDEC) (5403,5404)	67
5505	Police - Law Enforcement (CJSA)	96
5621	Supervision & Management (MGMT) (5622 - 5328 - 5329)	15

**Table 14C
Enrollment by Hegis Code**

9995	Undecided – Vocational-Technical	3
9996	Undecided - Academic	917

Table 15
New/Former Student

Former	2,783
New	823
Total	3,606




Table 16
May 2005 - Graduates Attending Brazosport College

School	Class Size	Attending Brazosport College	Percent
Angleton	380	77	20.26
Brazosport	189	58	30.69
Brazoswood	513	165	32.16
Columbia	164	44	26.83
Danbury	16	4	25.00
Sweeny	136	33	24.26
Other	N/A	55	0

**Table 17
Concurrent/Dual High School Students**

HIGH SCHOOL	CREDIT HOURS				STUDENTS			
	Concur	C/D	Dual	Total	Concur	C/D	Dual	Total
Angleton	6	0	677	683	2	0	138	140
Brazosport	18	10	175	203	3	2	47	52
Brazoswood	27	42	794	863	6	7	227	240
Columbia	3	13	422	438	1	1	95	97
Danbury	3	12	15	30	1	2	4	7
Sweeny	0	42	737	779	0	5	124	129
Other	12	33	101	146	1	3	14	18
Total	69	152	2,921	3,142	14	20	649	683