

**FALL 2006 SEMESTER**

**Table 1**

**Enrollment**

**Credit Program**

Campus - Regular Students	3,808
Flexible Entry Students (13 duplicated)	50
<b>Total Enrolled</b>	<b>3,858</b>

**Non-Credit Program**

<b>Total Enrolled</b>	<b>1,403</b>
-----------------------	--------------

8-14-06/11-30-06

**Total Headcount**

Credit Program	3,808
Non-credit program	1,403
<b>Grand Total</b>	<b>5,211</b>

**Full-Time Total Student Equivalent**

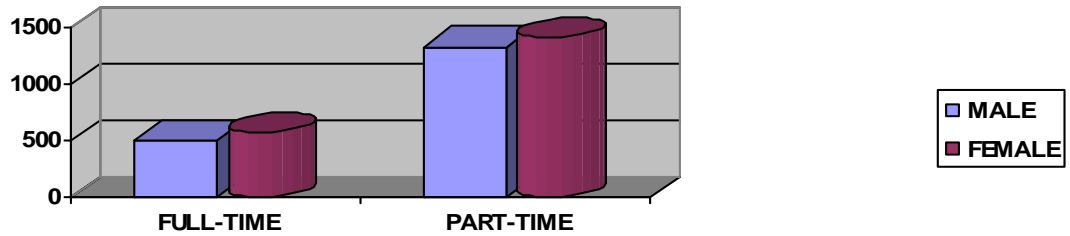
<b>FTSE</b>	<b>2,022.93</b>
-------------	-----------------

Total of Semester Credit hours divided by 15

**Table 2  
Enrollment Status**

	Full-Time	Part-Time*	Total
Male	509	1,324	1,833
Female	568	1,407	1,975
<b>Total</b>	<b>1,077</b>	<b>2,731</b>	<b>3,808</b>

**ENROLLMENT STATUS MALE/FEMALE**

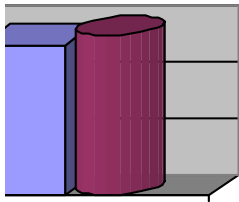


	Full-Time	Part-Time*	Total
Day	376	938	1,314
Night	85	1,229	1,314
Both	616	564	1,180
<b>Total</b>	<b>1,077</b>	<b>2,731</b>	<b>3,808</b>

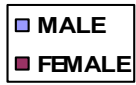
Day (Male)	166	397	563
Day (Female)	210	541	751
Night (Male)	58	704	762
Night (Female)	27	525	552
Both (Male)	285	223	508
Both (Female)	331	341	672
<b>Total</b>	<b>1,077</b>	<b>2,731</b>	<b>3,808</b>

\* Part-time - Less than 12 Semester hours in long-term and less than five semester hours in summer session.

**STATUS MALE/FEMALE**



**PART-TIME**







**Table 3  
Semester Information**

**Headcount**

Regular	Flexible Entry	Total	State Reports*
3,808	50	3,858	3,858

\*Includes 13 duplicated counts

**Semester Credit Hours**

	Vocational -Technical	Academic	Totals
Regular	8,099	22,195	30,294
Flexible Entry	40	10	50

In-District	8,055	20,829	28,884
Out-of-District	84	1,376	1,460
Totals	8,139	22,205	30,344

**Weekly Contact Hours**

Vocational - Technical	16,148
Academic	24,978.50
Total	41,126.50

**Semester Contact Hours**

	Vocational -Technical	Academic	Totals
Regular	258,688	408,304	666,992
Flexible Entry	640	320	960

In-District	257,936	385,808	643,744
Out-of-District	1,392	22,816	24,208
Totals	259,328	408,624	667,952

These contact hour totals are included in semester contact hours.

Telecourse	
Internet	26,400
VCT	1,120
ITV	
<b>TOTAL</b>	<b>27,520</b>

Contact Hours **NOT** Included In the State Report

	Vocational-Technical	Academic	<b>Totals</b>
27 Hour Remedial		920	920
Repeats	1,040	7,056	8,096
Audits		80	80
Other Not Reported State			
<b>Total Contact Hours</b>	<b>1,040</b>	<b>8,056</b>	<b>9,096</b>

**Table 4A  
Enrollment by Level**

	Male	Female	<b>Total</b>
First Year (less than 24 hours)	1,287	1,315	2,602
Second Year (24-59 hours)	326	453	779
Unclassified (60 or more hours)	220	207	427
<b>Total</b>	<b>1,833</b>	<b>1,975</b>	<b>3,808</b>

**Table 4B  
Enrollment by Level**

**Full-Time**

	Male	Female	<b>Total</b>
Freshmen (less than 24 hours)	348	381	729
Sophomore (24 - 59 hours)	118	165	283
Unclassified (60 or more hours)	43	22	65
<b>Total</b>	<b>509</b>	<b>568</b>	<b>1,077</b>

**Part-Time**

	Male	Female	<b>Total</b>
Freshmen (less than 24 hours)	939	934	1,873
Sophomore (24 - 59 hours)	208	288	496
Unclassified (60 or more hours)	177	185	362
<b>Total</b>	<b>1,324</b>	<b>1,407</b>	<b>2,731</b>

**Table 4C  
Enrollment by Level**

	<b>MALE</b>	<b>FEMALE</b>	<b>TOTAL</b>
Less than 30 hours	1,357	1,391	2,748
30-59 hours	256	377	633
60 or more hours	220	207	427
<b>Total</b>	1,833	1,975	3,808

**Table 5  
Basis for Admissions for Student Body**

High School Graduate	574
Individual Approval	723
H.S. Equivalency Certificate	127
Continuing Student	176
College Transfer	190
Re-entered Previous Admissions	2,018
<b>Total</b>	3,808



**Table 6  
First Time in College Enrollment**

Male	677
Female	623
<b>Total</b>	1,300

**Table 7A**  
**Student Residence Classification**

In-District	2,254
Out-of-District	1,494
Out-of-State	24
Foreign	36
<b>Total</b>	<b>3,808</b>

**Table 7B**  
**Student Residence**

City	No.	%
Angleton	636	16.70
Brazoria	325	8.54
Clute	547	14.36
Danbury	35	.92
Freeport	490	12.87
Lake Jackson	1,241	32.59
Sweeny	202	5.30
West Columbia	157	4.12
Other Residence	175	4.60
<b>Total Students</b>	<b>3,808</b>	

**Table 7C  
Summary of Student by Hours and Residency**

<b>Number of Hours</b>	<b>Students</b>	<b>In</b>	<b>Out</b>	<b>Non Texan</b>	<b>A</b>	<b>B</b>	<b>C</b>	<b>D</b>
1	17	15	2					
2	2	2						
3	862	516	334	6	3		3	
4	288	192	91	3	1		1	
5	15	12	2				1	
6	498	251	243	2	1		1	
7	406	254	143	6	2	1		
8	159	105	49	5				
9	210	111	99					
10	185	110	74				1	
11	121	75	45		1			
12	278	153	121	3			1	
13	340	188	143	3	4	1	1	
14	178	107	66	1	1	1	1	1
15	111	68	43					
16	61	42	18	1				
17	36	24	10	2				
18	20	12	8					
19	4	4						
20	15	11	3	1				
21	2	2						
22								
23								

In = In District

Out = Out of District

Non-Texan = Out of State or International

A = In District (Foreign Student classified as a resident under HB1403, Section 2

B = Out of District (Foreign Student classified as a resident under HB1403, Section 2

C = In District (Foreign Student classified as a resident under HB1403, Section 4

D = Out of District (Foreign Student classified as a resident under HB1403, Section 4

**Table 7D  
Residence**


**County**

<b>County</b>	<b>No.</b>	<b>%</b>	<b>County</b>	<b>No.</b>	<b>%</b>
Brazoria	3,654	95.96	Nueces	1	.03
Fort Bend	5	.13	Polk	1	.03
Galveston	8	.21	Presido	1	.03
Harris	5	.13	Tarrant	1	.03
Hidalgo	1	.03	Wharton	2	.05
Llano	1	.03			
Matagorda	84	2.20			

Includes students that pay C & D coded tuition

**Out of State**

<b>State</b>	<b>No.</b>	<b>%</b>	<b>State</b>	<b>No.</b>	<b>%</b>
Alabama	1	.03	Oklahoma	2	.05
Arizona	1	.03	Rhode Island	1	.03
California	4	.10	South Carolina	1	.03
Florida	2	.05	Tennessee	1	.03
Illinois	1	.03	Washington	1	.03
Louisiana	3	.07	West Virginia	1	.03
Michigan	2	.05			
New Mexico	1	.03			
North Carolina	2	.05			



**Out of Country**

<b>Country</b>	<b>No.</b>	<b>%</b>	<b>Country</b>	<b>No.</b>	<b>%</b>
Brazil	1	.03	N. Vietnam	1	.03
Canada	1	.03			
China	1	.03			
India	2	.05			
Mexico	12	.31			
Pakistan	1	.03			
Russia	1	.03			

**Table 8  
High School Attended**

<b>School</b>	<b>Number</b>	<b>%</b>
Angleton	556	14.60
Brazosport	399	10.48
Brazoswood	1,085	28.49
Columbia	337	8.85
Danbury	38	1.00
Sweeny	293	7.69
Other Schools	600	15.76
No School Assigned	500	13.13
<b>Total Students</b>	<b>3,808</b>	

**Table 9  
Ethnic Groups**

<b>Ethnic Groups</b>	<b>Number</b>	<b>%</b>
Anglo-Americans	2,499	65.63
Black Americans	242	6.36
Spanish Surnames	984	25.84
Asian Americans	47	1.23
American Indians	16	.42
Others	20	.52
<b>Total</b>	<b>3,808</b>	

**Table 10  
Age Distribution of BC Students**

<b>Age</b>	<b>Number</b>	<b>%</b>
Under 18	825	21.66
18-21	1,345	35.32
22-25	536	14.08
26-29	328	8.61
30-33	209	5.49
34-37	168	4.41
38-41	132	3.47
Over 41	265	6.96
<b>Total</b>	<b>3,808</b>	

Average Age: 24.21

**Table 11  
Majors by Full/Part-Time**

**Academic**

Full	520
Part	751
<b>Total</b>	<b>1,271</b>

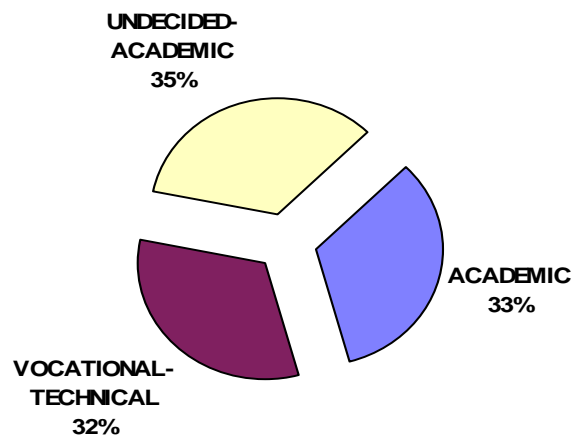
**Vocational - Technical**

Full	230
Part	1,001
<b>Total</b>	<b>1,231</b>

**Undecided - Academic**

Full	327
Part	979
<b>Total</b>	<b>1,306</b>

Grand Total    3,808

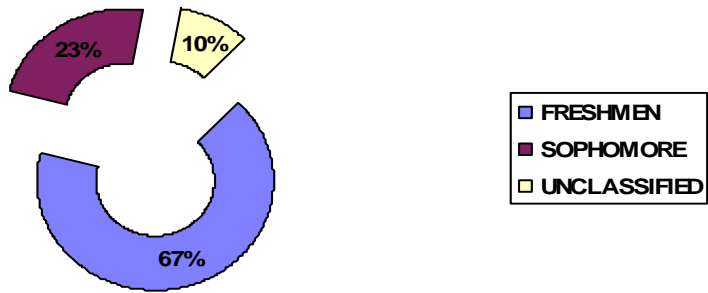


**Table 12  
Technology Program**

	<b>Total Students</b>	<b>Semester Hours</b>	<b>Contact Hours Lec/Lab</b>	<b>Co-op</b>	<b>Practicum</b>	<b>FTSE</b>
ACNT	52	192	3,904			12.80
AUMT	106	355	9,600	1,344		23.67
BMGT/BUSG	37	111	1,776			7.40
CBFM						
CDEC	48	144	1,872	3,024		9.60
CETT	15	52	1,072			3.47
CJCR						
CJLE	84	420	13,440			28.00
CJSA	94	282	4,080		3,024	18.80
CNBT	87	261	3,408	5,376		17.40
CNSE						
CPMT	18	72	1,440			4.80
CRIJ						
CRPT						
CTEC	107	257	3,360	10,416		17.13
DTFG	128	384	6,720	7,708		25.60
ELPT	141	423	9,024			28.20
ELTN	56	168	640	15,456		11.20
EMSP	76	243	8,528			16.20
EPCT	41	139	2,224			9.27
ETWR						
GRPH						
HAMG						
HART	52	191	3,440	2,352		12.73
HEAV						
HITT	117	351	5,616			23.40
HRPO						
HPRS (VCT)						
IMED	5	15	320			1.00
INEW						
INTC	51	171	3,424	672		11.40
ITMC	15	45	960			3.00
ITNW	14	42	896			2.80
ITSC	77	271	5,360	1,344		18.07
ITSE	43	163	3,296			10.87
ITSW						
ITSY						
LGLA						
LNWK						
MDCA						
MCHN	144	432	6,720	13,104		28.80
OSHT	139	490	6,640	8,400		32.67
PFPB	58	174	2,752	5,040		11.60
POFI	80	240	6,400			16.00
POFM						
POFT	194	582	12,192	9,072		38.80
PTAC	287	784	15,008			52.27
VNSG	102	255	7,888			17.00
WLDG	106	393	12,336	8,064		26.20

**Table 13  
Credit Hours**

<b>Academic</b>	
Freshman	20,153
Sophomore	7,101
Unclassified	3,030
<b>Total</b>	<b>30,284</b>



**Table 14A  
Enrollment by Hegis Code**

<b>Academic</b>		
0101	Agriculture	10
0200	Architecture & Design	14
0400	Biological Sciences	27
0500	Business & Management	235
0600	Journalism, Radio/TV Communication	26
0700	Computer Science	20
0800	Education	193
0900	Engineering	61
1000	Fine & Applied Arts	51
1100	Foreign Languages	1
1200	Health Professions	433
1400	Law	17
1500	Letters	20
1600	Library Science	1
1700	Mathematics	7
1900	Physical Science	14
2000	Psychology	50
2100	Corrections	1
2200	Social Sciences	41
2300	Theology	1
4900	Interdisciplinary Studies	5

**Table 14B  
Enrollment by Hegis Code**

**Vocational - Technical**


5002	Legal Secretary (OFMT-LS)	9
5005	Secretarial/General Office (OFMT-SEC)	58
5006	Word Processing (WDPR)	27
5007	Administration Assistant (OFMT-AA)	15
5008	Medical Secretary (OFMT-MS)	35
5101	Computer Technology (CSCI) (5102 - 5103 - 5104 - 5105 - 5106)	99
5209	Nursing, Vocational, One-Year (VN)	40
5210	Emergency Medical Services (EMSP)	35
5303	Engineering Graphics & Design (DFTG) (5302) (5301)	79
5305	Chemical Technology (CHEM/CTEC) (5304)	201
5306	Automotive Technology (AUTM) (5307 - 5312)	75
5308	Welding Technology (WLDG)	59
5309	Quality Assurance (WLDG-QA)	9
5310	Electronics Technology (CETT)	5
5311	Computer Hardware Maintenance/Electronics Technology (CETT)	4
5313	Safety, Health Environmental Mgmt (SHEM)	90
5314	Instrumentation Technology (INST)	47
5315	Machine Tools Technician (MCHN)	47
5317	Industrial/Commercial Carpentry (CRPT) (5316)	3
5318	Industrial/Commercial Electricity (ELPT/ELTN)	46
5319	Industrial/Commercial Pipefitting (ICCP)	31
5320	Heavy Equipment (HEAV)	5
5321	Maintenance Electrician (ICCE)	4
5322	Air Conditioning & Refrigeration (HART)	15
5323	Industrial/Commercial Insulation and Sheet Metal (CNBT)	
5324	Industrial/Commercial Painting & Surface Preparation (CBFM)	
5325	Construction Management (ICCC)	19
5327	Heavy Equipment Technology – Earth Moving (HEAV)	
5330	Heavy Equipment Technology – Crane Operator Certificate (HEAV)	
5331	Certificate (ICCE)	12
5405	Childcare and Guidance Option Management Development (CDEC) (5403,5404)	52
5505	Police - Law Enforcement (CJSA)	101
5621	Supervision & Management (MGMT) (5622 - 5328 - 5329)	9
9950	BAT	43

**Table 14C  
Enrollment by Hegis Code**

9996	Undecided - Academic	1,306
------	----------------------	-------

**Table 15**  
**New/Former Student**

Former	2,648
New	1,160
Total	3,808



**Table 16**  
**May 2006 - Graduates Attending Brazosport College**

School	Class Size	Attending Brazosport College	Percent
Angleton	285	103	36.14
Brazosport	182	56	30.77
Brazoswood	513	188	36.65
Columbia	146	40	27.40
Danbury	56	5	8.93
Sweeny	149	40	26.85
Other	n/a	63	

**Table 17  
Concurrent/Dual High School Students**

HIGH SCHOOL	CREDIT HOURS				STUDENTS			
	Concur	C/D	Dual	Total	Concur	C/D	Dual	Total
Angleton	8	6	749	763	2	1	171	174
Brazosport	10		300	310	2		80	82
Brazoswood	24	65	1,088	1,177	6	8	322	336
Columbia			621	621			136	136
Danbury		7	36	43		1	12	13
Sweeny		247	363	610		22	79	101
Other		14	134	148		2	16	18
<b>Total</b>	<b>42</b>	<b>339</b>	<b>3,291</b>	<b>3,672</b>	<b>10</b>	<b>34</b>	<b>816</b>	<b>860</b>