

SPRING 2003 SEMESTER

Table 1

Registration Program

Credit Program

Campus - Regular Students	3,774
Flexible Entry Students (duplicated) 68	168
Total Enrolled (As of official class day)	3,942

Non-Credit Program

Total Enrolled	2,137
-----------------------	--------------

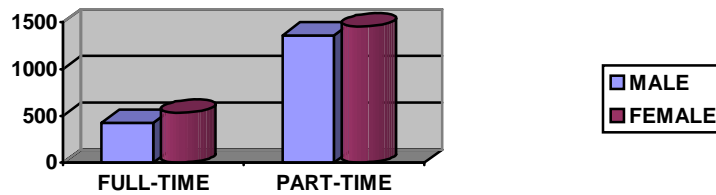
Total Headcount

Credit Program	3,774
Non-credit program	2,137
Grand Total	5,911
FTSE	1,919.20

Table 2
Enrollment Status

	Full-Time	Part-Time ¹	Total
Male	428	1,358	1,786
Female	534	1,454	1,988
Total	962	2,812	3,774

ENROLLMENT STATUS MALE/FEMALE



Day	343	774	1,117
Night	68	1,508	1,576
Both	551	530	1,081
Total	962	2,812	3,774

Day (Male)	127	314	441
Day (Female)	216	460	676
Night (Male)	51	844	895
Night (Female)	17	664	681
Both (Male)	250	200	450
Both (Female)	301	330	631
Total	962	2,812	3,774

¹Part-time - Less than 12 semester hours in long-term and less than five semester hours in summer session.

Table 3
Semester Information

Headcount

Regular	Flexible Entry	Total	*State Reports
3,774	168	3,942	3,942

*Includes 68 duplicated counts

Semester Credit Hours

	Voc-Tech	Academic	Totals
Regular	9,304	19,078	28,382
Flexible Entry	352	54	406
In-District	9,500	18,195	27,695
Out-District	156	937	1,093
Totals	9,656	19,132	28,788

Weekly Contact Hours

Occ-Tech	17,940
CB	22,653.1
Total	40,593.1

Semester Contact Hours

	Voc-Tech	Academic	Totals
Regular	278,048	361,048	639,096
Flexible Entry	9,088	1,408	10,496
In-District	284,272	346,760	631,032
Out-District	2,864	15,696	18,560
Totals	287,136	362,456	649,592

* THESE CONTACT HOUR TOTALS ARE INCLUDED IN TOTALS ABOVE:			
PBS		8,432	
INTERNET		11,168	
	TOTAL DISTANT LEARNING		19,600
	TOTAL VCT		480
		*GRAND TOTAL	20,080

Contact Hours **NOT** Included In State Report

	Voc-Tech	Academic	Totals
27 Hour Remedial		720	720
Audits			
Other Not Report State	384	80	464
Total Contact Hours	384	800	1,184

Table 4A
Enrollment by Level

	Male	Female	Total
First Year (less than 24 hours)	1,105	1,261	2,366
Second Year (24 - 59 hours)	416	454	870
Unclassified (60 or more hours)	265	273	538
Total	1,786	1,988	3,774

Table 4B
Enrollment by Level

Full-Time

	Male	Female	Total
Freshmen (less than 24 hours)	245	308	553
Sophomore (24 - 59 hours)	141	183	324
Unclassified (60 or more hours)	42	45	87
Total	428	534	962

Part-Time

	Male	Female	Total
Freshmen (less than 24 hours)	860	953	1,813
Sophomore (24 - 59 hours)	275	273	548
Unclassified (60 or more hours)	223	228	451
Total	1,358	1,454	2,812

Table 4C
Enrollment by Level

	Male	Female	Total
Less than 30 hours	1,192	1,366	2,558
30 - 59 hours	329	349	678
60 or more hours	265	273	538
Total	1,786	1,988	3,774

Table 5
Basis for Admissions for Student Body

High School Graduate	151
Individual Approval	71
H.S. Equivalency Certificate	71
Continuing Student	2,751
College Transfer	111
Re-entered Previous Admission	60
Transient Student	
Total	3,774

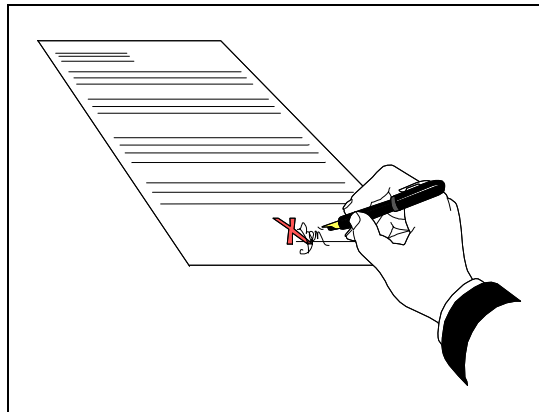


Table 6
First Time in College Enrollment

Male	211
Female	190
Total	401

Table 7A
Student Residence

In-District	2,194
Out-District	1,547
Out-of-State	28
Foreign	4
Total	3,774

Table 7B
Student Residence

City	No.	%
Angleton	582	15.4%
Brazoria	345	9.1%
Clute	519	13.7%
Danbury	40	1.0%
Freeport	476	12.6%
Lake Jackson	1,237	32.7%
Sweeny	218	5.7%
West Columbia	172	4.5%
Other Residence	185	4.9%
Total Students	3,774	

Table 7C
Summary of Student by Hours

In-District and Out-of-District

No. Hours	Students	In	Out	Non-Texan	In A	Out B	In C	Out D
1	57	38	19					
2	12	8	4					
3	939	583	346	6	3			
4	292	161	129	2				
5	15	5	9					1
6	590	329	254	1	1	1		4
7	284	158	120	4		1		1
8	84	54	30					
9	279	148	124	4	1			2
10	191	106	82	2				1
11	69	43	23	2	1			
12	383	222	156	4		1		
13	256	137	115	3				
14	89	52	36		1			
15	117	66	49	1				1
16	63	40	19	4				
17	29	15	14					
18	17	6	11					
19	7	5	2					
20	1	1						
21								

Table 7D
Residence
 County

County	No	%	County	No	%
AUSTIN	1	.03	JEFFERSON	1	.03
BRAZORIA	3,609	95.62	MATAGORDA	90	2.38
BROOKS	1	.03	VICTORIA	1	.03
CALHOUN	2	.05	WHARTON	1	.03
FORT BEND	8	.21			
GALVESTON	6	.15			
HARRIS	6	.15			

Out of State

State	No	%	State	No	%
ALABAMA	1	.03	NEW JERSEY	1	.03
ARKANSAS	1	.03	OKLAHOMA	1	.03
CALIFORNIA	1	.03	PENNSYLVANIA	2	.05
COLORADO	1	.03	PUERTO RICO	1	.03
FLORIDA	1	.03	TENNESSEE	1	.03
GEORGIA	1	.03	VIRGINIA	1	.03
KANSAS	1	.03	WASHINGTON	1	.03
LOUISIANA	7	.18	WEST VIRGINIA	2	.05
MICHIGAN	3	.08	WISCONSIN	2	.05



Out of Country

Country	No	%	Country	No	%
ARGENTINA	1	.03	PAKISTAN	1	.03
CANADA	1	.03	THAILAND	1	.03
COLOMBIA	1	.03	S. VIETNAM	1	.03
GUATEMALA	1	.03			
JAPAN	1	.03			
MEXICO	10	.26			
NEPAL	1	.03			

* Includes students that pay C & D coded tuition

Table 8
High School Attended

School	No.	%
Angleton	411	10.89
Brazosport	405	10.73
Brazoswood	1,019	27.00
Columbia	345	9.14
Danbury	43	1.14
Sweeny	289	7.66
Other Schools	669	17.72
No School Assigned	593	15.71
Total Students	3,774	

Table 9
Ethnic Groups

	No.	%
American Indians	23	.61
Black Americans	270	7.15
Spanish Surnames	886	23.48
Asian Americans	54	1.43
Anglo-Americans	2,522	66.83
Others	19	.50
Total	3,774	

Table 10
Age Distribution of BC Students

Age	Number	%
Under 18	380	10.07
18 - 21	1,378	36.51
22 - 25	641	16.98
26 - 29	359	9.51
30 - 33	268	7.10
34 - 37	213	5.64
38 - 41	189	5.01
Over 41	346	9.17
Total	3,774	

Average Age: 26.12

Table 11
Majors by Full/Part Time

Academic

Full	501
Part	790
Total	1,301

Voc-Tech

Full	299
Part	1,269
Total	1,568

Undecided - Academic

Full	154
Part	743
Total	897

Undecided – Voc-Tech

Full	4
Part	4
Total	8

Grand Total 3,774

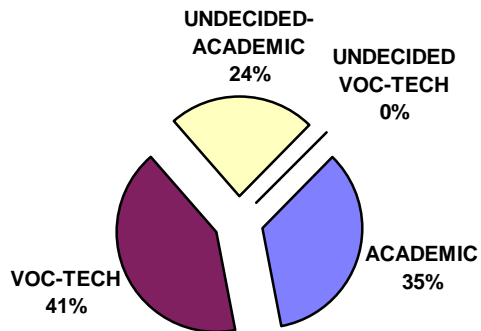


Table 12
Technology Program

	Total Students	Semester Hours	Contact Hours Lec/Lab	Co-op	Practicum	FTSE
ACNT	36	132	2,688			8.80
AUMT	60	225	6,720	1,680		15.00
BMGT/BUSG	62	186	2,544	3,024		12.40
CBFM	17	51	1,088			3.40
CDEC	130	390	5,184	7,392		26.00
CETT	21	84	1,680			5.60
CHEM/CTEC	129	277	3,376	13,440		18.47
CJCR						
CJSA	3	9			1,008	.60
CNBT	110	346	3,712	12,768		23.07
CNSE	41	123	2,624			8.20
CPMT	42	168	3,360			11.20
CRPT	17	51	1,088			3.40
DFTG	145	435	8,528	2,004		29.00
ELPT	185	555	11,664			37.00
ELTN	45	135	576	12,096		9.00
EMSP	49	165	5,568			11.00
EPCT	50	150	2,400			10.00
GRPH						
HAMG						
HART	83	321	5,760	3,696		21.40
HEAV						
HRPS						
HRPO						
INEW						
INTC	62	204	3,456	3,360		13.60
ITMC						
ITNW	23	69	1,472			4.60
ITSC	285	998	20,416	1,344		66.53
ITSE	70	265	5,488			17.67
ITSW	58	138	2,848			9.20
LGLA	9	27	720			1.80
LNWK	6	6	96			.40
MCHN	87	261	4,416	6,048		17.40
OSHT	140	492	7,632	1,680		32.80
PFPB	54	162	2,240	6,384		10.80
POFI	126	378	10,080			25.20
POFM	92	276	4,416			18.40
POFT	284	825	16,240	14,448		55.00
PTAC	314	876	17,024			58.40
VNSG	50	150	5,280			10.00
WLDG	104	379	11,312	6,028	1,008	25.27

Table 13
Credit Hours

Freshmen	17,018
Sophomore	7,828
Unclassified	3,560
Total	28,406




Table 14A
Enrollment by Hegis Code

Academic

0100	Agriculture	11
0200	Architecture & Design	11
0400	Biological Sciences	19
0500	Business & Management	259
0600	Journalism, Radio/TV Communication	32
0700	Computer Science	52
0800	Education	233
0900	Engineering	76
1000	Fine & Applied Arts	62
1100	Foreign Languages	4
1200	Health Professions	360
1300	Home Economics	0
1400	Law	23
1500	Letters	19
1600	Library Science	0
1700	Mathematics	0
1900	Physical Science	29
2000	Psychology	47
2100	Corrections	1
2200	Social Sciences	33
2300	Theology	1
4900	Interdisciplinary Studies	17

Table 14B
Enrollment by Hegis Code

Occupational/Technical

5001	Legal Assistant (LEGL)	0
5002	Legal Secretary (OFMT-LS)	27
5005	Secretarial/General Office (OFMT-SEC)	117
5006	Word Processing (WDPR)	28
5007	Administration Assistant (OFMT-AA)	10
5008	Medical Secretary (OFMT-MS)	28
5101	Computer Technology (CSCI)	194
5209	Nursing, Vocational, One-Year (VN)	52
5210	Emergency Medical Services (EMSP)	20
5303	Engineering Graphics & Design (DFTG)	30
5305	Chemical Technology (CHEM/CTEC)	38
5306	Automotive Technology (AUTM)	39
5308	Welding Technology (WLDG)	74
5309	Quality Assurance (WLDG-QA)	4
5310	Electronics Technology (CETT)	9
5311	Computer Hardware Maintenance/Electronics Technology (CETT)	6
5313	Safety, Health Environmental Mgmt (SHEM)	97
5314	Instrumentation Technology (INST)	5
5315	Machine Tools Technician (MCHN)	4
5317	Industrial/Commercial Carpentry (CRPT)	10
5318	Industrial/Commercial Electricity (ELPT/ELTN)	109
5319	Industrial/Commercial Pipefitting (ICCP)	24
5320	Heavy Equipment (HEAV)	12
5321	Maintenance Electrician (ICCE)	2
5322	Air Conditioning & Refrigeration (HART)	38
5323	Industrial/Commercial Insulation and Sheet Metal (CNBT)	0
5324	Industrial/Commercial Painting & Surface Preparation (CBFM)	19
5325	Construction Management (ICCC)	13
5327	Heavy Equipment Technology-Earth Moving (HEAV)	4
5328	Certificate (BMGT)	7
5330	Heavy Equipment Technology – Crane Operator Certificate (HEAV)	2
5331	Certificate (ICCE)	2
5405	Childcare and Guidance Option Management Development (CDEC)	90
5505	Police - Law Enforcement (CJSA)	72
5621	Supervision & Management (MGMT)	22

Table 14C
Enrollment by Hegis Code

9995	Undecided – Voc-Tech	4
9996	Undecided - Academic	898

Table 15
New/Former Student Count

Former	3,350
New	424
Total	3,774




Table 16
May 2002 - Graduates Attending Brazosport College

School	Class Size	Attending Brazosport College	Percent
Angleton	283	76	26.6
Brazosport	222	61	27.4
Brazoswood	511	172	33.6
Columbia	193	56	29.0
Danbury	50	13	26.7
Sweeny	157	39	24.8
Other	N/A	59	

Table 17
 Concurrent/Dual
High School Students

HIGH SCHOOL	CREDIT HOURS				STUDENTS			
	CONCR	C/D	DUAL	AMT	CONCR	C/D	DUAL	AMT
Angleton	27	30	206	263	8	6	57	71
Brazosport			278	278			78	78
Brazoswood	18	35	1,200	1,253	6	6	352	364
Columbia	20	75	29	39	6	1	70	81
Danbury	3		30	33			8	9
Sweeny		18	410	598		19	80	99
Other	10	17	60	87	3	2	10	15
Total	84	347	2,483	2,644	24	44	653	721
Grand Total	2,912				723			