

SPRING SEMESTER 2004

Table 1

Registration Program

Credit Program

Campus - Regular Students	3,448
Flexible Entry Students (196 duplicated)	289
Total Enrolled	3,737

Non-Credit Program

Total Enrolled	2,217
----------------	-------

Total Headcount

Credit Program	3,448
Non-credit program	2,217
Grand Total	5,665

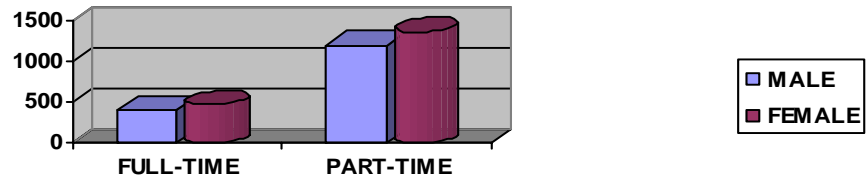
Full-Time Total Student Equivalent

FTSE	1802.8
------	--------

Table 2
Enrollment Status

	Full-Time	Part-Time*	Total
Male	415	1,194	1,609
Female	475	1,364	1,839
Total	890	2,558	3,448

ENROLLMENT STATUS MALE/FEMALE



Day	333	741	1,074
Night	42	1,245	1,287
Both	515	572	1,087
Total	890	2,558	3,448

Day (Male)	148	286	434
Day (Female)	185	455	640
Night (Male)	29	718	747
Night (Female)	13	527	540
Both (Male)	238	190	428
Both (Female)	277	382	659
Total	890	2,558	3,448

* Part-time - Less than 12 Semester hours in long-term and less than five semester hours in summer session.

Table 3
Semester Information

Headcount

Regular	Flexible Entry	Total	*State Reports
3,448	289	3,737	3,737

*Includes 196 duplicated counts

Semester Credit Hours

	Voc-Tech	Academic	Totals
Regular	7,621	18,293	25,914
Flexible Entry	866	-	866

In-District	8,487	17,390	25,877
Out-of-District	-	903	903
Totals	8,487	18,293	26,780

Weekly Contact Hours

Occ-Tech	15,531
CB	21,552
Total	37,083

Semester Contact Hours

	Voc-Tech	Academic	Totals
Regular	168,688	344,832	513,520
Flexible Entry	79,808	-	79,808
In-District	248,496	330,384	578,880
Out-of-District	-	14,448	14,448
Totals	248,496	344,832	593,328

*THESE CONTACT HOURS TOTALS ARE INCLUDED IN TOTALS ABOVE:			
Telecourse	4,656		
Internet	17,632		
VCT	960		
			TOTAL 23,248

Contact Hours **NOT** Included In the State Report

	Voc-Tech	Academic	Totals
27 Hour Remedial	0	960	960
Repeats	672	3,456	4,128
Audits	304	144	448
Other Not Reported State	0	0	0
Total Contact Hours	976	4,560	5,536

Table 4A
Enrollment by Level

	Male	Female	Total
First Year (less than 24 hours)	994	1,092	2,086
Second Year (24-59 hours)	367	476	843
Unclassified (60 or more hours)	248	271	519
Total	1,609	1,839	3,448

Table 4B
Enrollment by Level

Full-Time

	Male	Female	Total
Freshmen (less than 24 hours)	235	285	520
Sophomore (24 - 59 hours)	147	159	306
Unclassified (60 or more hours)	33	31	64
Total	415	475	890

Part-Time

	Male	Female	Total
Freshmen (less than 24 hours)	759	807	1,566
Sophomore (24 - 59 hours)	220	317	537
Unclassified (60 or more hours)	215	240	455
Total	1,194	1,364	2,558

Table 4C
Enrollment by Level

Less than 30 hours	1,066	1,190	2,256
30-59 hours	295	378	673
60 or more hours	248	271	519
Total	1,609	1,839	3,448

Table 5
Basis for Admissions for Student Body

High School Graduate	137
Individual Approval	56
H.S. Equivalency Certificate	67
Continuing Student	2,487
College Transfer	94
Re-entered Previous Admissions	607
Total	3,448



Table 6
First Time in College Enrollment

Male	259
Female	277
Total	536

**Table 7A
Student Residence**

In-District	2,011
Out-of-District	1,408
Out-of-State	24
Foreign	5
Total	3,448

**Table 7B
Student Residence**

City	No.	%
Angleton	518	15.02
Brazoria	319	9.25
Clute	497	14.41
Danbury	35	1.02
Freeport	443	12.85
Lake Jackson	1,104	32.02
Sweeny	194	5.63
West Columbia	174	5.04
Other Residence	164	4.76
Total Students	3,448	

Table 7C
Summary of Student by Hours

In-District and Out-of-District


No. Hours	Students	In	Out	Non-Texan	In A	Out B	In C	Out D
1	33	20	13					
2	7	7						
3	803	478	316	2	2	1	4	
4	285	168	112	5				
5	32	21	9	1			1	
6	560	281	274	2			1	2
7	253	145	102	3	1		2	
8	79	42	37					
9	268	151	111	2	4			
10	156	100	52	1			3	
11	82	50	30			1		1
12	378	220	151	5			2	
13	233	137	94	2				
14	112	63	45	3	1			
15	78	45	31	2				
16	51	35	14	1			1	
17	27	21	6					
18	8	4	4					
19	2	1	1					
20	1	1						
21								

Table 7D
Residence
County

County	No.	%	County	No.	%
Andrews	1	0.03	Harris	4	0.11
Bandera	1	0.03	Matagorda	82	2.37
Bastrop	1	0.03	Rockwall	1	0.03
Brazoria	3,290	95.40	Tarrant	1	0.03
Calhoun	1	0.03	Wharton	5	0.14
Fort Bend	6	0.17			
Galveston	9	0.26			

Out of State

State	No.	%	State	No.	%
Alabama	1	0.03	New Jersey	1	0.03
Arkansas	2	0.06	New Mexico	1	0.03
California	1	0.03	New York	1	0.03
Georgia	3	0.09	Oklahoma	1	0.03
Indiana	1	0.03	Pennsylvania	2	0.06
Louisiana	3	0.09	Tennessee	1	0.03
Maine	1	0.03	Virginia	1	0.03
Minnesota	1	0.03	Wyoming	1	0.03
Mississippi	2	0.06			



Out of Country

Country	No.	%	Country	No.	%
Argentina	1	0.03	Nepal	1	0.03
Canada	2	0.06	Netherlands	1	0.03
Germany	1	0.03	Sweden	1	0.03
Guatemala	1	0.03	Thailand	1	0.03
India	2	0.06			
Italy	1	0.03			
Mexico	10	0.29			

*Includes students that pay C & D coded tuition

Table 8
High School Attended

School	Number	%
Angleton	434	12.59
Brazosport	365	10.59
Brazoswood	879	25.49
Columbia	325	9.43
Danbury	27	0.78
Sweeny	275	7.98
Other Schools	613	17.77
No School Assigned	530	15.37
Total Students	3,448	

Table 9
Ethnic Groups

	Number	%
American Indians	19	0.55
Black Americans	268	7.77
Spanish Surnames	795	23.06
Asian Americans	41	1.19
Anglo-Americans	2,303	66.79
Others	22	0.64
Total	3,448	

Table 10
Age Distribution of BC Students

Age	Number	%
Under 18	363	10.53
18-21	1,428	41.42
22-25	543	15.75
26-29	291	8.44
30-33	229	6.64
34-37	155	4.49
38-41	103	2.99
Over 41	336	9.74
Total	3,448	

Average Age: 26.19

Table 11
Majors by Full/Part-Time

Academic	
Full	485
Part	882
Total	1,367

Voc_Tech	
Full	252
Part	1,099
Total	1,351

Undecided - Academic	
Full	153
Part	576
Total	729

Undecided - Voc - Tec	
Full	
Part	1
Total	1

Grand Total 3,448

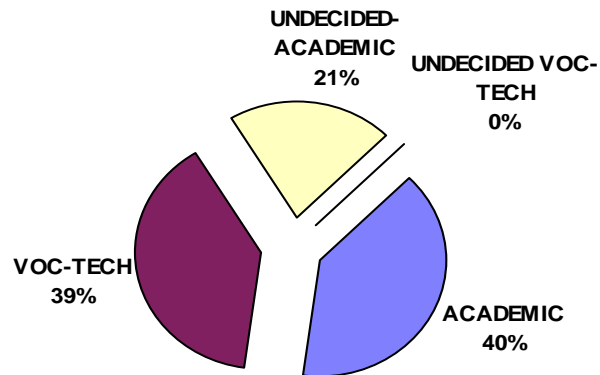


Table 12
Technology Program

	Total Students	Semester Hours	Contact Hours Lec/Lab	Co-op	Practicum	FTSE
ACNT	52	191	3,888			12.73
AUMT	81	288	8,864			19.20
BMGT/BUSG	23	69	1,104			4.60
CBFM						
CDEC	64	192	3,072			12.80
CETT	20	78	1,568			5.20
CJCR						
CJSA	23	69	768		2,352	4.60
CNBT	67	201	3,216			13.40
CNSE	33	99	2,112			6.60
CPMT	39	156	3,120			10.40
CRPT	7	21	448			1.40
CTEC	68	136	2,976			9.07
DTFG	65	195	3,952			13.00
ELPT	168	504	10,560			33.60
ELTN	12	36	768			2.40
EMSP	90	279	9,344			18.60
EPCT	38	114	1,824			7.60
ETWR	19	57	1,216			3.80
GRPH						
HAMG						
HART	81	324	6,480			21.60
HEAV						
HRPO						
HPRS (VCT)	1	2	48			0.13
INEW	11	33	704			2.20
INTC	52	181	3,568			12.07
ITMC						
ITNW	41	123	2,624			8.20
ITSC	199	720	14,800			48.00
ITSE	61	219	4,768			14.60
ITSW	71	107	2,000			7.13
LGLA						
LNWK						
MDCA						
MCHN	78	234	4,784			15.60
OSHT	110	393	6,288			26.20
PFPB	9	27	576			1.80
POFI	112	336	8,960			22.40
POFM	134	402	6,768			26.80
POFT	205	578	13,120			38.53
PTAC	281	794	15,152			52.93
VNSG	60	180	6,336			12.00
WLDG	83	312	11,200			20.80

Table 13
Credit Hours

Academic	
Freshman	15,314
Sophomore	7,606
Unclassified	3,253
Total	26,173

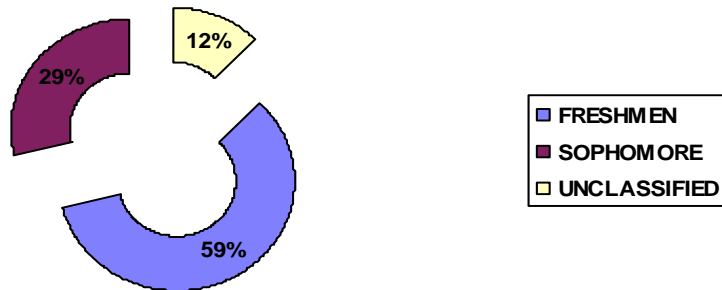


Table 14A
Enrollment by Hegis Code

Academic		
0101	Agriculture	10
0200	Architecture & Design	14
0400	Biological Sciences	39
0500	Business & Management	252
0600	Journalism, Radio/TV Communication	29
0700	Computer Science	38
0800	Education	236
0900	Engineering	70
1000	Fine & Applied Arts	66
1100	Foreign Languages	3
1200	Health Professions	469
1400	Law	17
1500	Letters	16
1600	Library Science	1
1700	Mathematics	7
1900	Physical Science	18
2000	Psychology	38
2100	Corrections	1
2200	Social Sciences	31
2300	Theology	1
4900	Interdisciplinary Studies	11

Table 14B
Enrollment by Hegis Code

5001	Legal Assistant (LEGL)	0
5002	Legal Secretary (OFMT-LS)	21
5005	Secretarial/General Office (OFMT-SEC)	91
5006	Word Processing (WDPR)	18
5007	Administration Assistant (OFMT-AA)	17
5008	Medical Secretary (OFMT-MS)	36
5101	Computer Technology (CSCI) (5102 - 5103 - 5104 - 5105 - 5106)	158
5209	Nursing, Vocational, One-Year (VN)	65
5210	Emergency Medical Services (EMSP)	27
5303	Engineering Graphics & Design (DFTG) (5302)	52
5305	Chemical Technology (CHEM/CTEC) (5304)	202
5306	Automotive Technology (AUTM) (5312)	45
5308	Welding Technology (WLDG)	66
5309	Quality Assurance (WLDG-QA)	1
5310	Electronics Technology (CETT)	3
5311	Computer Hardware Maintenance/Electronics Technology (CETT)	3
5313	Safety, Health Environmental Mgmt (SHEM)	77
5314	Instrumentation Technology (INST)	49
5315	Machine Tools Technician (MCHN)	50
5317	Industrial/Commercial Carpentry (CRPT) (5316)	11
5318	Industrial/Commercial Electricity (ELPT/ELTN)	70
5319	Industrial/Commercial Pipefitting (ICCP)	12
5320	Heavy Equipment (HEAV)	12
5321	Maintenance Electrician (ICCE)	12
5322	Air Conditioning & Refrigeration (HART)	36
5323	Industrial/Commercial Insulation and Sheet Metal (CNBT)	3
5324	Industrial/Commercial Painting & Surface Preparation (CBFM)	3
5325	Construction Management (ICCC)	20
5327	Heavy Equipment Technology – Earth Moving (HEAV)	1
5330	Heavy Equipment Technology – Crane Operator Certificate (HEAV)	3
5331	Certificate (ICCE)	13
5405	Childcare and Guidance Option Management Development (CDEC)	78
5505	Police - Law Enforcement (CJSA)	75
5621	Supervision & Management (MGMT) (5622 - 5328)	21

Table 14C
Enrollment by Hegis Code

9995	Undecided – Voc-Tech	1
9996	Undecided - Academic	729

Table 15
New/Former Student Center

Former	3,090
New	358
Total	3,448




Table 16
May 2003 - Graduates Attending Brazosport College

School	Class Size	Attending Brazosport College	Percent
Angleton	386	101	26.17
Brazosport	231	63	27.27
Brazoswood	535	182	34.02
Columbia	185	49	26.49
Danbury	65	7	10.77
Sweeny	139	42	30.22
Other	n/a	7	n/a

Table 17
 Concurrent/Dual
High School Students

HIGH SCHOOL	CREDIT HOURS				STUDENTS			
	Concur	C/D	Dual	Amt	Concur	C/D	Dual	Amt
Angleton	38	19	171	228	11	3	42	56
Brazosport	7	19	133	159	2	3	38	43
Brazoswood	53	59	716	828	12	11	205	228
Columbia	6	81	305	392	2	12	78	92
Danbury	0	27	3	30	0	4	1	5
Sweeny	9	55	388	452	1	8	86	95
Other	13	79	29	121	2	7	6	15
Total	126	339	1745	GT	30	48	456	GT
<i>Grand Total</i>	2,210				534			