

SPRING 2006 SEMESTER

Table 1

Enrollment

Credit Program

Campus - Regular Students	3,325
Flexible Entry Students (59 duplicated)	115
Total Enrolled	3,440

Non-Credit Program

Total Enrolled	3,125
-----------------------	--------------

Total Headcount

Credit Program	3,325
Non-credit program	3,125
Grand Total	6,450

Full-Time Total Student Equivalent

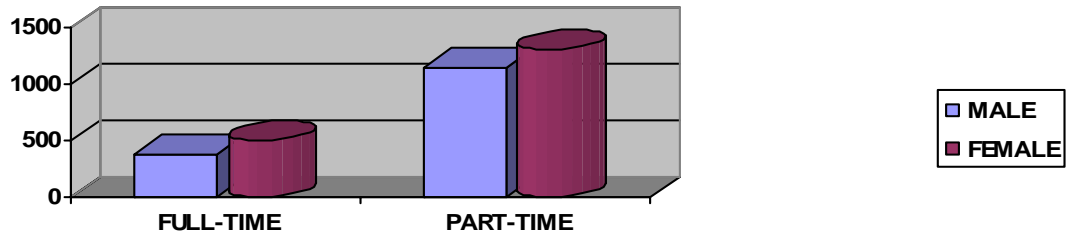
FTSE	1713.2
-------------	---------------

Total of Semester Credit hours divided by 15

**Table 2
Enrollment Status**

	Full-Time	Part-Time*	Total
Male	385	1,134	1,519
Female	506	1,300	1,806
Total	891	2,434	3,325

ENROLLMENT STATUS MALE/FEMALE

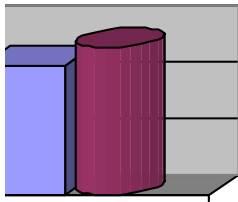


	Full-Time	Part-Time*	Total
Day	339	926	1,265
Night	84	1,123	1,207
Both	468	385	853
Total	891	2,434	3,325

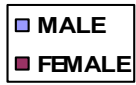
Day (Male)	115	339	454
Day (Female)	224	587	811
Night (Male)	62	636	698
Night (Female)	22	487	509
Both (Male)	208	159	367
Both (Female)	260	226	486
Total	891	2,434	3,325

* Part-time - Less than 12 Semester hours in long-term and less than five semester hours in summer session.

STATUS MALE/FEMALE



PART-TIME



**Table 3
Semester Information**

Headcount

Regular	Flexible Entry	Total	State Reports*
3,325	115	3,440	3,440

*Includes 59 duplicated counts

Semester Credit Hours

	Vocational -Technical	Academic	Totals
Regular	5,822	19,597	25,419
Flexible Entry	206	73	279

In-District	5,924	18,123	24,047
Out-of-District	104	1,547	1,651
Totals	6,028	19,670	25,698

Weekly Contact Hours

Vocational - Technical	137,616
Academic	352,620
Total	490,236

Semester Contact Hours

	Vocational -Technical	Academic	Totals
Regular	133,584	358,384	491,968
Flexible Entry	4,736	2336	7,072

In-District	112,672	359,040	471,712
Out-of-District	25,648	1,680	27,328
Totals	138,320	360,720	499,040

These contact hour totals are included in semester contact hours.

Telecourse	0
Internet	24,768
VCT	1,200
ITV	0
TOTAL	25,968

Contact Hours **NOT** Included In the State Report

	Vocational-Technical	Academic	Totals
27 Hour Remedial	0	65	65
Repeats	397	0	397
Audits	0	0	0
Other Not Reported State	0	0	0
Total Contact Hours	397	65	462

Table 4A
Enrollment by Level

	Male	Female	Total
First Year (less than 24 hours)	977	1,088	2,065
Second Year (24-59 hours)	315	469	784
Unclassified (60 or more hours)	227	249	476
Total	1,519	1,806	3,325

Table 4B
Enrollment by Level

Full-Time

	Male	Female	Total
Freshmen (less than 24 hours)	221	285	506
Sophomore (24 - 59 hours)	113	185	298
Unclassified (60 or more hours)	51	36	87
Total	385	506	891

Part-Time

	Male	Female	Total
Freshmen (less than 24 hours)	756	803	1,559
Sophomore (24 - 59 hours)	202	284	486
Unclassified (60 or more hours)	176	213	389
Total	1,134	1,300	2,434

**Table 4C
Enrollment by Level**

	MALE	FEMALE	TOTAL
Less than 30 hours	1,031	1,167	2,198
30-59 hours	261	390	651
60 or more hours	227	249	476
Total	1,519	1,806	3,325

**Table 5
Basis for Admissions for Student Body**

High School Graduate	87
Individual Approval	58
H.S. Equivalency Certificate	38
Continuing Student	2,444
College Transfer	88
Re-entered Previous Admissions	610
Total	3,325



**Table 6
First Time in College Enrollment**

Male	304
Female	321
Total	625

**Table 7A
Student Residence Classification**

In-District	1,968
Out-of-District	1,335
Out-of-State	20
Foreign	2
Total	3,325

**Table 7B
Student Residence**

City	No.	%
Angleton	544	16.36
Brazoria	318	9.56
Clute	486	14.62
Danbury	25	.75
Freeport	397	11.94
Lake Jackson	1,079	32.45
Sweeny	197	5.93
West Columbia	153	4.60
Other Residence	126	3.79
Total Students	3,325	

**Table 7C
Summary of Student by Hours and Residency**

Number of Hours	Students	In	Out	Non-Texan	A	B	C	D
1	25	18	7					
2	4	4						
3	776	497	276	2	1			
4	313	171	137	4	1			
5	8	5	3					
6	459	228	225	1	1	1	3	
7	326	185	138	2	1			
8	127	87	37	2			1	
9	166	93	73					
10	201	115	82	1	2	1		
11	100	61	35	3				1
12	235	146	84	1	2		2	
13	266	142	119	4	1			
14	158	98	58	2				
15	62	38	24					
16	50	32	18					
17	21	15	6					
18	14	8	6					
19	7	6	1					
20	4	2	2					
21	1		1					
22	1	1						
23								
24	1							

In = In District

Out = Out of District

Non-Texan = Out of State or International

A = In District (Foreign Student classified as a resident under HB1403, Section 2

B = Out of District (Foreign Student classified as a resident under HB1403, Section 2

C = In District (Foreign Student classified as a resident under HB1403, Section 4

D = Out of District (Foreign Student classified as a resident under HB1403, Section 4

**Table 7D
Residence**


County

County	No.	%	County	No.	%
Brazoria	3,215	96.69	Tarrant	1	0.03
Fort Bend	1	.03	Wharton	1	.03
Galveston	8	.24			
Harris	4	.12			
Liberty	1	.03			
Matagorda	64	1.93			
San Patricio	1	.03			

Includes students that pay C & D coded tuition

Out of State

State	No.	%	State	No.	%
California	3	.09	Oklahoma	3	0.09
Florida	1	.03	Pennsylvania	1	0.03
Iowa	1	.03	South Carolina	1	0.03
Louisiana	5	.15			
Michigan	1	.03			
Minnesota	1	.03			
Nebraska	1	.03			
New Jersey	1	.03			
North Carolina	1	.03			



Out of Country

Country	No.	%	Country	No.	%
Brazil	1	.03			
China	1	.03			
India	1	.03			
Mexico	4	.12			
Nicaragua	1	.03			
Spain	1	.03			

**Table 8
High School Attended**

School	Number	%
Angleton	459	13.81
Brazosport	323	9.71
Brazoswood	888	26.71
Columbia	287	8.63
Danbury	27	.81
Sweeny	299	8.99
Other Schools	573	17.23
No School Assigned	469	14.11
Total Students	3,325	

**Table 9
Ethnic Groups**

Ethnic Groups	Number	%
Anglo-Americans	2,230	67.07
Black Americans	237	7.13
Spanish Surnames	805	24.21
Asian Americans	32	.96
American Indians	12	.36
Others	9	.27
Total	3,325	

**Table 10
Age Distribution of BC Students**

Age	Number	%
Under 18	282	8.48
18-21	1,362	40.96
22-25	559	16.81
26-29	352	10.59
30-33	222	6.68
34-37	156	4.69
38-41	136	4.09
Over 41	256	7.70
Total	3,325	

Average Age: 25.47

**Table 11
Majors by Full/Part-Time**

Academic

Full	498
Part	833
Total	1,331

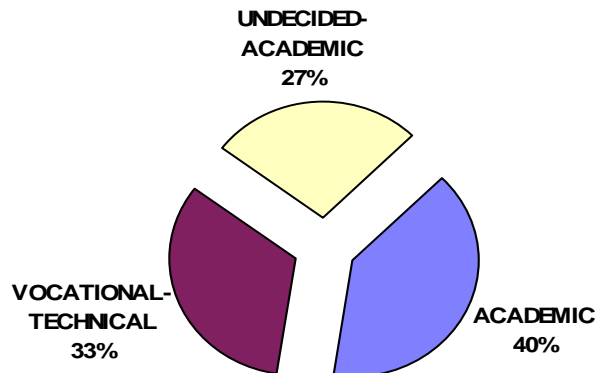
Vocational - Technical

Full	219
Part	874
Total	1,093

Undecided - Academic

Full	174
Part	727
Total	901

Grand Total 3,325

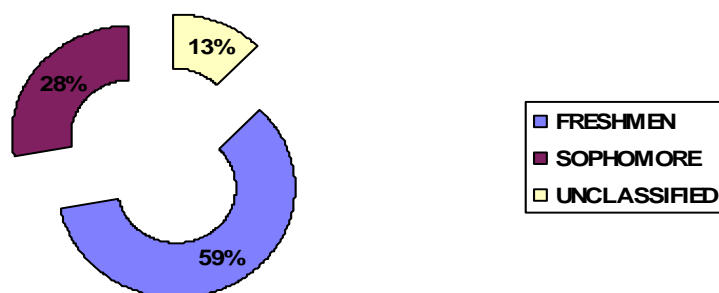


**Table 12
Technology Program**

	Total Students	Semester Hours	Contact Hours Lec/Lab	Co-op	Practicum	FTSE
ACNT	33	99	2,112			6.60
AUMT	55	189	6,048			12.60
BMGT/BUSG	30	90	1,440			6.00
CBFM						
CDEC	30	90	1,440			6.00
CETT	10	38	768			2.53
CJCR						
CJSA	68	204	2,736		3,696	13.60
CNBT	53	159	2,544			10.60
CNSE						
CPMT	17	68	1,360			4.53
CRIJ						
CRPT						
CTEC	82	164	3,568			10.93
DTFG	101	303	6,288			20.20
ELPT	130	390	8,176			26.00
ELTN						
EMSP	78	243	9,344			16.20
EPCT	32	96	1,536			6.40
ETWR						
GRPH						
HAMG						
HART	58	232	4,640			15.47
HEAV						
HITT	79	237	3,792			15.80
HRPO						
HPRS (VCT)						
IMED	26	78	1,664			5.20
INEW						
INTC	41	142	2,928			9.47
ITMC						
ITNW	11	42	848			2.80
ITSC	75	254	5,344			16.93
ITSE	33	124	2,640			8.27
ITSW	29	87	1,856			5.80
ITSY	11	33	704			2.20
LGLA						
LNWK						
MDCA						
MCHN	90	270	5,616			18.00
OSHT	75	261	4,176			17.40
PFPB	30	90	1,920			6.00
POFI	105	316	8,416			21.07
POFM						
POFT	153	459	10,912			30.60
PTAC	252	708	13,248			47.20
VNSG	80	240	8,448			16.00
WLDG	37	149	5,904			9.93

**Table 13
Credit Hours**

Academic	
Freshman	15,126
Sophomore	7,063
Unclassified	3,227
Total	25,416



**Table 14A
Enrollment by Hegis Code**

Academic		
0101	Agriculture	14
0200	Architecture & Design	17
0400	Biological Sciences	28
0500	Business & Management	242
0600	Journalism, Radio/TV Communication	25
0700	Computer Science	21
0800	Education	215
0900	Engineering	71
1000	Fine & Applied Arts	64
1100	Foreign Languages	1
1200	Health Professions	453
1400	Law	24
1500	Letters	22
1600	Library Science	0
1700	Mathematics	6
1900	Physical Science	19
2000	Psychology	52
2100	Corrections	1
2200	Social Sciences	40
2300	Theology	2
4900	Interdisciplinary Studies	10

**Table 14B
Enrollment by Hegis Code**

Vocational - Technical

5001	Legal Assistant (LEGL)	0
5002	Legal Secretary (OFMT-LS)	14
5005	Secretarial/General Office (OFMT-SEC)	58
5006	Word Processing (WDPR)	18
5007	Administration Assistant (OFMT-AA)	13
5008	Medical Secretary (OFMT-MS)	48
5101	Computer Technology (CSCI) (5102 - 5103 - 5104 - 5105 - 5106)	105
5209	Nursing, Vocational, One-Year (VN)	37
5210	Emergency Medical Services (EMSP)	31
5303	Engineering Graphics & Design (DFTG) (5302)	50
5305	Chemical Technology (CHEM/CTEC) (5304)	198
5306	Automotive Technology (AUTM) (5307 - 5312)	44
5308	Welding Technology (WLDG)	36
5309	Quality Assurance (WLDG-QA)	4
5310	Electronics Technology (CETT)	4
5311	Computer Hardware Maintenance/Electronics Technology (CETT)	3
5313	Safety, Health Environmental Mgmt (SHEM)	62
5314	Instrumentation Technology (INST)	44
5315	Machine Tools Technician (MCHN)	37
5317	Industrial/Commercial Carpentry (CRPT) (5316)	8
5318	Industrial/Commercial Electricity (ELPT/ELTN)	46
5319	Industrial/Commercial Pipefitting (ICCP)	24
5320	Heavy Equipment (HEAV)	5
5321	Maintenance Electrician (ICCE)	2
5322	Air Conditioning & Refrigeration (HART)	24
5323	Industrial/Commercial Insulation and Sheet Metal (CNBT)	0
5324	Industrial/Commercial Painting & Surface Preparation (CBFM)	0
5325	Construction Management (ICCC)	11
5327	Heavy Equipment Technology – Earth Moving (HEAV)	0
5330	Heavy Equipment Technology – Crane Operator Certificate (HEAV)	1
5331	Certificate (ICCE)	12
5405	Childcare and Guidance Option Management Development (CDEC) (5403,5404)	59
5505	Police - Law Enforcement (CJSA)	86
5621	Supervision & Management (MGMT) (5622 - 5328 - 5329)	9
9950	BAT	4

**Table 14C
Enrollment by Hegis Code**

9996	Undecided - Academic	901
------	----------------------	-----

Table 15
New/Former Student

Former	2,350
New	975
Total	3,325




Table 16
May 2005 - Graduates Attending Brazosport College

School	Class Size	Attending Brazosport College	Percent
Angleton	380	76	20.00
Brazosport	189	45	23.81
Brazoswood	513	154	30.02
Columbia	164	37	22.56
Danbury	16	3	18.75
Sweeny	136	35	25.73
Other	N/A	49	0

**Table 17
Concurrent/Dual High School Students**

HIGH SCHOOL	CREDIT HOURS				STUDENTS			
	Concur	C/D	Dual	Total	Concur	C/D	Dual	Total
Angleton	15	22	638	675	4	3	126	133
Brazosport	25	25	193	243	7	3	55	65
Brazoswood	51	58	818	927	15	9	237	261
Columbia	7	31	365	403	1	4	85	90
Danbury		17	15	32	0	2	4	6
Sweeny		51	700	751	0	5	121	126
Other	7	32	110	149	2	3	17	22
Total	105	236	2839	3,180	29	29	645	703