

SPRING 2007 SEMESTER

ALL DATA CERTIFIED BY CBM001 AND CBM004 ON 4-11-2007

Table 1

Enrollment

Credit Program

Campus - Regular Students	3,673
Flexible Entry Students (91 duplicated)	136
Total Enrolled	3,809

Non-Credit Program

Total Enrolled	1,615
-----------------------	--------------

Jan. 16, 2007 - March 29, 2007

Total Headcount

Credit Program	3,809
Non-credit program	1,615
Grand Total	5,424

Full-Time Total Student Equivalent

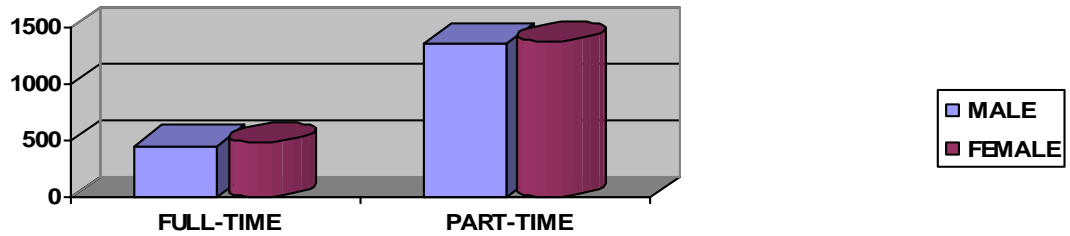
FTSE	1913.60
-------------	----------------

Total of Semester Credit hours divided by 15

**Table 2
Enrollment Status**

	Full-Time	Part-Time*	Total
Male	458	1,357	1,815
Female	483	1,375	1,858
Total	941	2,732	3,673

ENROLLMENT STATUS MALE/FEMALE

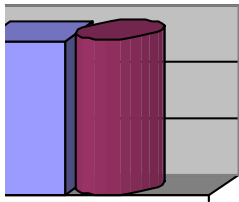


	Full-Time	Part-Time*	Total
Day	401	1,025	1,426
Night	85	1,327	1,412
Both	455	380	835
Total	941	2,732	3,673

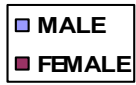
Day (Male)	183	383	566
Day (Female)	218	642	860
Night (Male)	61	829	890
Night (Female)	24	498	522
Both (Male)	214	145	359
Both (Female)	241	235	476
Total	941	2,732	3,673

* Part-time - Less than 12 Semester hours in long-term and less than five semester hours in summer session.

STATUS MALE/FEMALE



PART-TIME



**Table 3
Semester Information**

Headcount

Regular	Flexible Entry	Total	State Reports*
3,673	136	3,809	3,809

*Includes 91 duplicated counts

Semester Credit Hours

	Vocational -Technical	Academic	Totals
Regular	8,229	20,329	28,558
Flexible Entry	42	104	146

In-District	8,175	19,421	27,596
Out-of-District	96	1012	1108
Totals	8,271	20,433	28,704

Weekly Contact Hours

Vocational - Technical	16,958
Academic	23,091.75
Total	40,049.75

Semester Contact Hours

	Vocational -Technical	Academic	Totals
Regular	269,488	373,008	642,496
Flexible Entry	2,112	3,328	5,440

In-District	270,016	359,344	629,360
Out-of-District	1,584	16,992	18,576
Totals	271,600	376,336	647,936

These contact hour totals are included in semester contact hours.

Telecourse	
Internet	720
VCT	37,392
ITV	
TOTAL	38,112

Contact Hours **NOT** Included In the State Report

	Vocational-Technical	Academic	Totals
27 Hour Remedial		1380	1380
Repeats	272	5,488	5,760
Audits	208	80	288
Other Not Reported State			
Total Contact Hours	480	6948	7,428

**Table 4A
Enrollment by Level**

	Male	Female	Total
First Year (less than 24 hours)	1,205	1,127	2,332
Second Year (24-59 hours)	366	487	853
Unclassified (60 or more hours)	244	244	488
Total	1,815	1,858	3,673

**Table 4B
Enrollment by Level**

Full-Time

	Male	Female	Total
Freshmen (less than 24 hours)	273	274	547
Sophomore (24 - 59 hours)	132	164	296
Unclassified (60 or more hours)	53	45	98
Total	458	483	941

Part-Time

	Male	Female	Total
Freshmen (less than 24 hours)	932	853	1,785
Sophomore (24 - 59 hours)	234	323	557
Unclassified (60 or more hours)	191	199	390
Total	1,357	1,375	2,732

**Table 4C
Enrollment by Level**

	MALE	FEMALE	TOTAL
Less than 30 hours	1,273	1,219	2,492
30-59 hours	298	395	693
60 or more hours	244	244	488
Total	1,815	1,858	3,673

**Table 5
Basis for Admissions for Student Body**

High School Graduate	141
Individual Approval	76
H.S. Equivalency Certificate	49
Continuing Student	2,683
College Transfer	79
Re-entered Previous Admissions	645
Total	3,673



**Table 6
First Time in College Enrollment**

Male	440
Female	377
Total	817

Table 7A
Student Residence Classification

In-District	2,148
Out-of-District	1,498
Out-of-State	21
Foreign	6
Total	3,673

Table 7B
Student Residence

City	No.	%
Angleton	612	16.66
Brazoria	317	8.63
Clute	535	14.57
Danbury	32	.87
Freeport	434	11.82
Lake Jackson	1,181	32.15
Sweeny	211	5.74
West Columbia	166	4.52
Other Residence	185	5.04
Total Students	3,673	

Table 7C
Summary of Student by Hours and Residency

Number of Hours	Students	In	Out	Non Texan	A	B	C	D
1	15	11	3				1	
2	6	5	1					
3	838	498	337	2	1			
4	385	230	147	4	1		3	
5	10	7	3					
6	454	229	218	5	1	1		
7	362	201	156	2	2	1		
8	141	97	44					
9	217	114	99	1	2		1	
10	213	113	95	2	1		2	
11	103	66	35		1	1		
12	247	130	106	4	2	2	2	1
13	295	176	110	6	2		1	
14	144	88	54		1		1	
15	86	53	33					
16	65	48	17					
17	42	23	18	1				
18	17	11	6					
19	9	7	2					
20	17	13	4					
21	4	2	2					
22	1		1					
23	2	1	1					

In = In District

Out = Out of District

Non-Texan = Out of State or International

A = In District (Foreign Student classified as a resident under HB1403, Section 2

B = Out of District (Foreign Student classified as a resident under HB1403, Section 2

C = In District (Foreign Student classified as a resident under HB1403, Section 4

D = Out of District (Foreign Student classified as a resident under HB1403, Section 4

**Table 7D
Residence**


County

County	No.	%	County	No.	%
BRAZORIA	3,511	95.59	MATAGORDA	97	2.64
FAYETTE	1	.03	MONTGOMERY	2	.05
FORT BEND	6	.16	NUECES	1	.03
GALVESTON	5	.14	POLK	1	.03
HARRIS	7	.19	PRESIDO	1	.03
HIDALGO	1	.03	WHARTON	1	.03
LUBBOCK	1	.03			

Includes students that pay C & D coded tuition

Out of State

State	No.	%	State	No.	%
ALABAMA	1	.03	NEW MEXICO	1	.03
ARIZONA	2	.05	NORTH CAROLINA	1	.03
CALIFORNIA	1	.03	OKLAHOMA	1	.03
FLORIDA	2	.05	SOUTH CAROLINA	3	.08
ILLINOIS	1	.03	TENNESSEE	2	.05
INDIANA	1	.03	WEST VIRGINIA	1	.03
LOUISIANA	2	.05			
NEVADA	1	.03			
NEW JERSEY	1	.03			



Out of Country

Country	No.	%	County	No.	%
CANADA	1	.03			
GERMANY	2	.05			
INDIA	2	.05			
MEXICO	9	.24			
PAKISTAN	1	.03			
RUSSIA	1	.03			
NORTH VIETNAM	1	.03			

**Table 8
High School Attended**

School	Number	%
Angleton	533	14.51
Brazosport	349	9.50
Brazoswood	1,002	27.28
Columbia	331	9.01
Danbury	39	1.06
Sweeny	299	8.14
Other Schools	621	16.91
No School Assigned	499	13.59
Total Students	3,673	

**Table 9
Ethnic Groups**

Ethnic Groups	Number	%
Anglo-Americans	2,394	65.18
Black Americans	246	6.70
Spanish Surnames	955	26.00
Asian Americans	46	1.25
American Indians	14	.38
Others	18	.49
Total	3,673	

**Table 10
Age Distribution of BC Students**

Age	Number	%
Under 18	326	8.88
18-21	1,477	40.21
22-25	661	18.00
26-29	362	9.86
30-33	244	6.64
34-37	183	4.98
38-41	140	3.81
Over 41	280	7.62
Total	3,673	

Average Age: 25.33

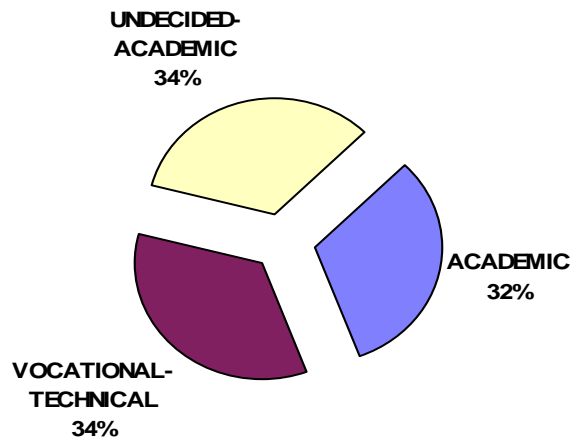
**Table 11
Majors by Full/Part-Time**

Academic	
Full	414
Part	762
Total	1,176

Vocational - Technical	
Full	236
Part	1,026
Total	1,262

Undecided - Academic	
Full	291
Part	944
Total	1,235

Grand Total 3,673



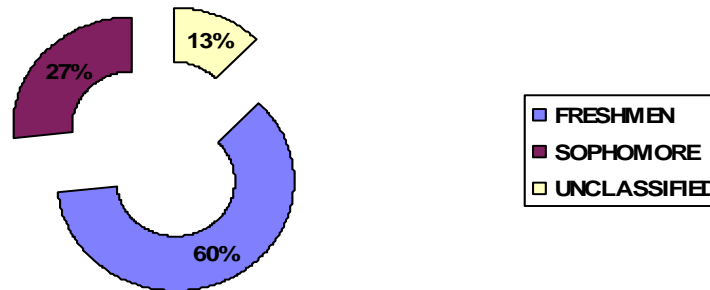
**Table 12
Technology Program**

	Total Students	Semester Hours	Contact Hours Lec/Lab	Co-op	Practicum	FTSE
ACNT	52	156	3,328			10.40
AUMT	97	368	10,528	1,680		24.53
BMGT/BUSG	23	69	1,104			4.60
CBFM						
CDEC	26	78	912	2,352		5.20
CETT						
CJCR						
CJLE	66	330	10,560			22.00
CJSA	46	138	1,824		2,688	9.20
CNBT	106	318	3,840	8,736		21.20
CNSE	6	18	384			1.20
CPMT						
CRIJ						
CRPT	7	21	448			1.40
CTEC	94	212	3,056	8,064		14.13
DTFG	198	594	11,456	6,376		39.60
ELPT	201	603	12,528			40.20
ELTN	54	148	448	13,440		9.87
EMSP	52	162	6,560			10.80
EPCT	48	157	2,512			10.47
ETWR	10	30	640			2.00
GRPH						
HAMG						
HART	52	201	3,600	2,352		13.40
HEAV						
HITT	102	328	5,600			21.87
HRPO						
HPRS (VCT)						
IMED	9	27	608			1.80
INEW						
INTC	69	231	4,352	2,352		15.40
ITMC						
ITNW	42	140	2,912			9.33
ITSC	86	298	6,208	336		19.87
ITSE	24	89	1,920			5.93
ITSW	24	72	1,536			4.80
ITSY	15	45	960			3.00
LGLA						
LNWK						
MDCA						
MCHN	147	427	6,720	11,760		28.47
MRKG	14	42	672			2.80
NDTE	25	75	1,200			5.00
OSHT	125	425	5,216	11,088		28.33
PFPB	93	265	4,096	7,392		17.67
POFI	104	314	7,792	2,352		20.93
POFM						
POFT	167	501	10,272	8,736		33.40
PTAC	259	723	13,696			48.20
VNSG	45	135	4,752			9.00
WLDG	134	501	15,312	12,764		33.40

**Table 13
Credit Hours**

Academic

Freshman	17,402
Sophomore	7,588
Unclassified	3,571
Total	28,561



**Table 14A
Enrollment by Hegis Code**

Academic

0001	General Academic Degree	1
0101	Agriculture	9
0200	Architecture & Design	11
0400	Biological Sciences	31
0500	Business & Management	233
0600	Journalism, Radio/TV Communication	24
0700	Computer Science	21
0800	Education	165
0900	Engineering	63
1000	Fine & Applied Arts	53
1100	Foreign Languages	4
1200	Health Professions	392
1400	Law	15
1500	Letters	16
1600	Library Science	1
1700	Mathematics	6
1900	Physical Science	12
2000	Psychology	35
2100	Corrections	1
2200	Social Sciences	39
2300	Theology	0
4900	Interdisciplinary Studies	6

**Table 14B
Enrollment by Hegis Code**

Vocational - Technical

5002	Legal Secretary (OFMT-LS)	7
5005	Secretarial/General Office (OFMT-SEC)	59
5006	Word Processing (WDPR)	23
5007	Administration Assistant (OFMT-AA)	14
5008	Medical Secretary (OFMT-MS)(5009)	33
5101	Computer Technology (CSCI) (5102 - 5103 - 5104 - 5105 - 5106)	90
5209	Nursing, Vocational, One-Year (VN)	36
5210	Emergency Medical Services (EMSP)	26
5303	Engineering Graphics & Design (DFTG) (5302)	85
5305	Chemical Technology (CHEM/CTEC) (5304)	197
5306	Automotive Technology (AUTM) (5307 - 5312)(5301)	67
5308	Welding Technology (WLDG)	100
5309	Quality Assurance (WLDG-QA)	8
5310	Electronics Technology (CETT)	5
5311	Computer Hardware Maintenance/Electronics Technology (CETT)	3
5313	Safety, Health Environmental Mgmt (SHEM)	77
5314	Instrumentation Technology (INST)	54
5315	Machine Tools Technician (MCHN)	44
5317	Industrial/Commercial Carpentry (CRPT) (5316)	8
5318	Industrial/Commercial Electricity (ELPT/ELTN)	71
5319	Industrial/Commercial Pipefitting (ICCP)	42
5320	Heavy Equipment (HEAV)	2
5321	Maintenance Electrician (ICCE)	4
5322	Air Conditioning & Refrigeration (HART)	20
5323	Industrial/Commercial Insulation and Sheet Metal (CNBT)	0
5324	Industrial/Commercial Painting & Surface Preparation (CBFM)	1
5325	Construction Management (ICCC)	29
5327	Heavy Equipment Technology – Earth Moving (HEAV)	0
5330	Heavy Equipment Technology – Crane Operator Certificate (HEAV)	3
5331	Certificate (ICCE)	22
5332	Advanced Machine Technology/Millwright	2
5405	Childcare and Guidance Option Management Development (CDEC) (5403,5404)	38
5505	Police - Law Enforcement (CJSA)	92
5621	Supervision & Management (MGMT) (5622 - 5328 - 5329)	0
9950	BAT	38

**Table 14C
Enrollment by Hegis Code**

9996	Undecided - Academic	1,235
------	----------------------	-------

Table 15
New/Former Student

Former	2,350
New	1,323
Total	3,673




Table 16
May 2006 - Graduates Attending Brazosport College

School	Class Size	Attending Brazosport College	Percent
Angleton	285	90	31.58
Brazosport	182	53	29.12
Brazoswood	513	169	32.94
Columbia	146	37	25.34
Danbury	56	7	12.50
Sweeny	149	35	23.48
Other	n/a	50	0

**Table 17
Concurrent/Dual High School Students**

HIGH SCHOOL	CREDIT HOURS				STUDENTS			
	Concur	C/D	Dual	Total	Concur	C/D	Dual	Total
Angleton	3	17	621	641	1	3	146	150
Brazosport	17	17	218	252	3	3	62	68
Brazoswood	61	68	1,049	1,178	14	9	304	327
Columbia	0	9	609	618	0	1	133	134
Danbury	9	6	31	46	2	1	9	12
Sweeny	0	52	557	609	0	5	94	99
Other	11	0	159	170	2	0	18	20
Total	101	169	3,244	3,514	22	22	766	810