

SUMMER I 2006 SEMESTER

Table 1

Enrollment

Credit Program

Campus - Regular Students	1,567
Flexible Entry Students (134 duplicated)	453
Total Enrolled	2,020

Non-Credit Program

Total Enrolled	209
-----------------------	------------

Total Headcount

Credit Program	1,567
Non-credit program	209
Grand Total	1,776

Full-Time Total Student Equivalent

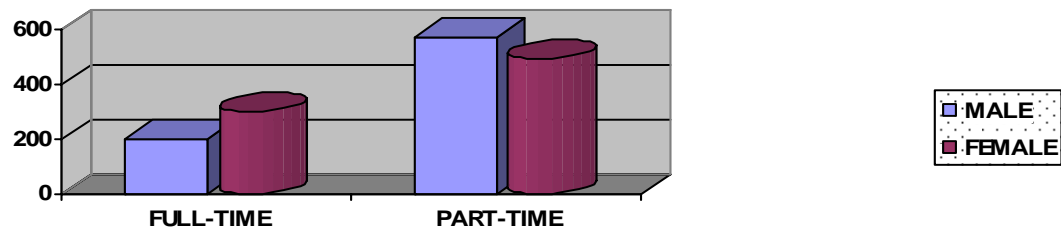
FTSE	560.27
-------------	---------------

Total of Semester Credit hours divided by 15

**Table 2
Enrollment Status**

	Full-Time	Part-Time*	Total
Male	202	569	771
Female	303	493	796
Total	505	1,062	1,567

ENROLLMENT STATUS MALE/FEMALE

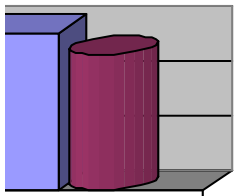


	Full-Time	Part-Time*	Total
Day	158	330	488
Night	118	472	590
Both	229	260	489
Total	505	1,062	1,567

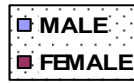
Day (Male)	53	139	192
Day (Female)	105	191	296
Night (Male)	62	249	311
Night (Female)	56	223	279
Both (Male)	87	105	192
Both (Female)	142	155	297
Total	505	1,062	1,567

* Part-time - Less than 12 Semester hours in long-term and less than five semester hours in summer session.

STATUS MALE/FEMALE



PART-TIME



**Table 3
Semester Information**

Headcount

Regular	Flexible Entry	Total	State Reports*
1,567	453	2,020	2,020

*Includes 134 duplicated counts

Semester Credit Hours

	Vocational -Technical	Academic	Totals
Regular	1,297	5,864	7,161
Flexible Entry	1,084	159	1,243

In-District	2,381	6,023	8,404
Out-of-District	0	0	0
Totals	2,381	6,023	8,404

Weekly Contact Hours

Vocational - Technical	10,397
Academic	13,479.25
Total	23,876.25

Semester Contact Hours

	Vocational -Technical	Academic	Totals
Regular	39,360	106,432	145,792
Flexible Entry	87,840	5,088	92,928

In-District	127,200	111,520	238,720
Out-of-District	0	0	0
Totals	127,200	111,520	238,720

These contact hour totals are included in semester contact hours.

Telecourse	0
Internet	16,576
VCT	704
ITV	0
TOTAL	17,280

Contact Hours **NOT** Included In the State Report

	Vocational-Technical	Academic	Totals
27 Hour Remedial		620	620
Repeats	256	1,712	1,968
Audits		112	112
Other Not Reported State			
Total Contact Hours	256	2,444	2,700

**Table 4A
Enrollment by Level**

	Male	Female	Total
First Year (less than 24 hours)	402	496	898
Second Year (24-59 hours)	167	244	411
Unclassified (60 or more hours)	126	132	258
Total	695	872	1,567

**Table 4B
Enrollment by Level**

Full-Time

	Male	Female	Total
Freshmen (less than 24 hours)	90	150	240
Sophomore (24 - 59 hours)	77	116	193
Unclassified (60 or more hours)	35	37	72
Total	202	303	505

Part-Time

	Male	Female	Total
Freshmen (less than 24 hours)	312	346	658
Sophomore (24 - 59 hours)	90	128	218
Unclassified (60 or more hours)	91	95	186
Total	493	569	1,062

**Table 4C
Enrollment by Level**

	MALE	FEMALE	TOTAL
Less than 30 hours	435	534	969
30-59 hours	134	206	340
60 or more hours	126	132	258
Total	695	872	1,567

**Table 5
Basis for Admissions for Student Body**

High School Graduate	113
Individual Approval	156
H.S. Equivalency Certificate	33
Continuing Student	105
College Transfer	126
Re-entered Previous Admissions	1,034
Total	1,567



**Table 6
First Time in College Enrollment**

Male	54
Female	43
Total	97

**Table 7A
Student Residence Classification**

In-District	979
Out-of-District	574
Out-of-State	7
Foreign	7
Total	1,567

**Table 7B
Student Residence**

City	No.	%
Angleton	261	16.65
Brazoria	114	7.28
Clute	227	14.49
Danbury	24	1.53
Freeport	189	12.06
Lake Jackson	570	36.38
Sweeny	59	3.77
West Columbia	55	3.50
Other Residence	68	4.34
Total Students	1,567	

Table 7C
Summary of Student by Hours and Residency

Number of Hours	Students	In	Out	Non-Texan	A	B	C	D
1	46	30	16					
2	40	19	19	2				
3	533	328	202	2			1	
4	398	239	157	1	1			
5	26	21	4		1			
6	221	152	67	1			1	
7	194	119	72	1			1	1
8	51	37	14					
9	16	8	7	1				
10	18	11	7					
11	6	3	3					
12	5	4	1					
13	12	7	5					
14								
15								
16	1	1						
17								
18								
19								
20								
21								
22								
23								

In = In District

Out = Out of District

Non-Texan = Out of State or International

A = In District (Foreign Student classified as a resident under HB1403, Section 2

B = Out of District (Foreign Student classified as a resident under HB1403, Section 2

C = In District (Foreign Student classified as a resident under HB1403, Section 4

D = Out of District (Foreign Student classified as a resident under HB1403, Section 4

**Table 7D
Residence**


County

County	No.	%	County	No.	%
Anderson	1	.06	Taylor	1	0.06
Brazoria	1,511	96.43			
Dallas	1	.06			
Galveston	3	.19			
Hildago	2	.13			
Liberty	1	.06			
Matagorda	35	2.23			

Includes students that pay C & D coded tuition

Out of State

State	No.	%	State	No.	%
Arizona	1	.06			
Louisiana	2	.13			
Minnesota	2	.13			
North Carolina	1	.06			
Oklahoma	1	.06			



Out of Country

Country	No.	%	Country	No.	%
China	1	.06			
India	1	.06			
Mexico	3	.19			

**Table 8
High School Attended**

School	Number	%
Angleton	220	14.04
Brazosport	175	11.17
Brazoswood	500	31.91
Columbia	108	6.89
Danbury	23	1.47
Sweeny	88	5.61
Other Schools	243	15.51
No School Assigned	210	13.40
Total Students	1,567	

**Table 9
Ethnic Groups**

Ethnic Groups	Number	%
Anglo-Americans	1,053	67.20
Black Americans	117	7.47
Spanish Surnames	361	23.03
Asian Americans	24	1.53
American Indians	7	.45
Others	5	.32
Total	1,567	

**Table 10
Age Distribution of BC Students**

Age	Number	%
Under 18	194	12.38
18-21	626	39.95
22-25	246	15.70
26-29	154	9.83
30-33	109	6.96
34-37	72	4.59
38-41	58	3.70
Over 41	108	6.89
Total	1,567	

Average Age: 24.91

**Table 11
Majors by Full/Part-Time**

Academic

Full	269
Part	372
Total	641

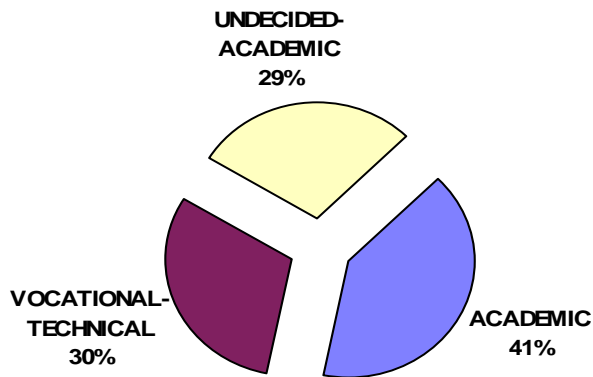
Vocational - Technical

Full	114
Part	360
Total	474

Undecided - Academic

Full	125
Part	327
Total	452

Grand Total 1,567

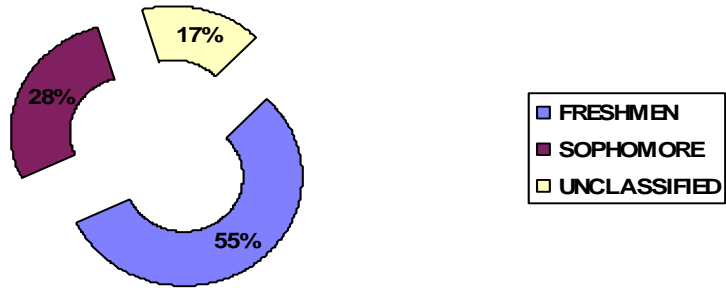


**Table 12
Technology Program**

	Total Students	Semester Hours	Contact Hours Lec/Lab	Co-op	Practicum	FTSE
ACNT						
AUMT	4	12	384			.80
BMGT/BUSG	22	66	1,056			4.40
CBFM						
CDEC						
CETT	3	8	176			.53
CJCR						
CJSA						
CNBT	10	30	480			2.00
CNSE						
CPMT						
CRIJ						
CRPT						
CTEC	28	64	960	2,688		4.27
DTFG	13	39	768	332		2.60
ELPT	10	30	640			2.00
ELTN	6	18		2,016		1.20
EMSP	19	38	2,992			2.53
EPCT	14	42	672			2.80
ETWR						
GRPH						
HAMG						
HART						
HEAV						
HITT	31	93	1,488			6.20
HRPO						
HPRS (VCT)						
IMED						
INEW						
INTC	5	20	400			1.33
ITMC						
ITNW						
ITSC	9	27	640			1.80
ITSE						
ITSW						
ITSY						
LGLA						
LNWK						
MDCA						
MCHN	10	20	320			1.33
OSHT	9	27	3,024			1.80
PFPB	10	20	320			1.33
POFI						
POFM						
POFT	12	36	960			2.40
PTAC	120	317	6,240			21.13
VNSG	70	210	5,600			14.00
WLDG	45	180	7,200			12.00

**Table 13
Credit Hours**

Academic	
Freshman	3,978
Sophomore	1,993
Unclassified	1,190
Total	7,161



**Table 14A
Enrollment by Hegis Code**

Academic		
0101	Agriculture	6
0200	Architecture & Design	5
0400	Biological Sciences	28
0500	Business & Management	103
0600	Journalism, Radio/TV Communication	10
0700	Computer Science	5
0800	Education	107
0900	Engineering	43
1000	Fine & Applied Arts	36
1100	Foreign Languages	1
1200	Health Professions	220
1400	Law	9
1500	Letters	11
1600	Library Science	0
1700	Mathematics	4
1900	Physical Science	10
2000	Psychology	20
2100	Corrections	0
2200	Social Sciences	15
2300	Theology	0
4900	Interdisciplinary Studies	4

**Table 14B
Enrollment by Hegis Code**

Vocational - Technical

5001	Legal Assistant (LEGL)	0
5002	Legal Secretary (OFMT-LS)	3
5005	Secretarial/General Office (OFMT-SEC)	20
5006	Word Processing (WDPR)	10
5007	Administration Assistant (OFMT-AA)	5
5008	Medical Secretary (OFMT-MS)	12
5101	Computer Technology (CSCI) (5102 - 5103 - 5104 - 5105 - 5106)	43
5209	Nursing, Vocational, One-Year (VN)	31
5210	Emergency Medical Services (EMSP)	21
5303	Engineering Graphics & Design (DFTG) (5302)	22
5305	Chemical Technology (CHEM/CTEC) (5304)	139
5306	Automotive Technology (AUTM) (5307 - 5312)	6
5308	Welding Technology (WLDG)	39
5309	Quality Assurance (WLDG-QA)	2
5310	Electronics Technology (CETT)	1
5311	Computer Hardware Maintenance/Electronics Technology (CETT)	1
5313	Safety, Health Environmental Mgmt (SHEM)	22
5314	Instrumentation Technology (INST)	19
5315	Machine Tools Technician (MCHN)	3
5317	Industrial/Commercial Carpentry (CRPT) (5316)	1
5318	Industrial/Commercial Electricity (ELPT/ELTN)	11
5319	Industrial/Commercial Pipefitting (ICCP)	7
5320	Heavy Equipment (HEAV)	1
5321	Maintenance Electrician (ICCE)	1
5322	Air Conditioning & Refrigeration (HART)	2
5323	Industrial/Commercial Insulation and Sheet Metal (CNBT)	0
5324	Industrial/Commercial Painting & Surface Preparation (CBFM)	0
5325	Construction Management (ICCC)	0
5327	Heavy Equipment Technology – Earth Moving (HEAV)	0
5330	Heavy Equipment Technology – Crane Operator Certificate (HEAV)	0
5331	Certificate (ICCE)	0
5405	Childcare and Guidance Option Management Development (CDEC) (5403,5404)	22
5505	Police - Law Enforcement (CJSA)	24
5621	Supervision & Management (MGMT) (5622 - 5328 - 5329)	6
9950	BAT	4

**Table 14C
Enrollment by Hegis Code**

9996	Undecided - Academic	452
------	----------------------	-----

Table 15
New/Former Student

Former	964
New	603
Total	1,567




Table 16
May 2006 - Graduates Attending Brazosport College

School	Class Size	Attending Brazosport College	Percent
Angleton	285	19	6.67
Brazosport	182	17	9.34
Brazoswood	513	55	10.72
Columbia	146	5	3.42
Danbury	56	3	5.35
Sweeny	149	2	1.34

**Table 17
Concurrent/Dual High School Students**

HIGH SCHOOL	CREDIT HOURS				STUDENTS			
	Concur	C/D	Dual	Total	Concur	C/D	Dual	Total
Angleton	3		147	150	1		36	37
Brazosport			129	129			32	32
Brazoswood	39	22	309	370	7	4	79	90
Columbia	10		77	87	3		16	19
Danbury			21	21			7	7
Sweeny		7	44	51		1	13	14
Total	52	29	727	808	11	5	183	199