

**SUMMER I 2007 SEMESTER**

ALL DATA CERTIFIED BY CBM001 AND CBM004 ON JULY 30, 2007

**Table 1**

**Enrollment**

**Credit Program**

Campus - Regular Students	1,620
Flexible Entry Students ( 37 duplicated)	140
<b>Total Enrolled</b>	<b>1,760</b>

**Non-Credit Program**

<b>Total Enrolled</b>	<b>298</b>
-----------------------	------------

May 25, 2007 to June 28, 2007

**Total Headcount**

Credit Program	1,620
Non-credit program	298
<b>Grand Total</b>	<b>1,918</b>

**Full-Time Total Student Equivalent**

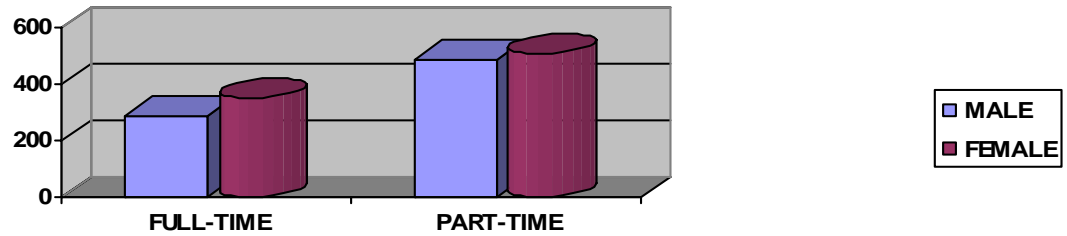
<b>FTSE</b>	<b>530.53</b>
-------------	---------------

Total of Semester Credit hours divided by 15

**Table 2  
Enrollment Status**

	Full-Time	Part-Time*	Total
Male	285	485	770
Female	347	503	850
<b>Total</b>	<b>632</b>	<b>988</b>	<b>1,620</b>

**ENROLLMENT STATUS MALE/FEMALE**

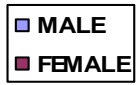
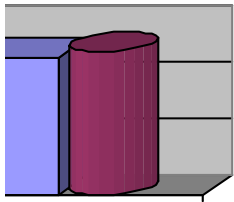


	Full-Time	Part-Time*	Total
Day	215	411	626
Night	197	517	714
Both	220	60	280
<b>Total</b>	<b>632</b>	<b>988</b>	<b>1,620</b>

Day (Male)	67	159	226
Day (Female)	148	252	400
Night (Male)	120	300	420
Night (Female)	77	217	294
Both (Male)	98	26	124
Both (Female)	122	34	156
<b>Total</b>	<b>632</b>	<b>988</b>	<b>1,620</b>

\* Part-time - Less than 12 Semester hours in long-term and less than five semester hours in summer session.

**STATUS MALE/FEMALE**



**PART-TIME**





**Table 3  
Semester Information**

**Headcount**

Regular	Flexible Entry	Total	State Reports*
1,620	140	1,760	1,760

\*Includes 37 duplicated counts

**Semester Credit Hours**

	Vocational -Technical	Academic	Totals
Regular	1,778	5,868	7,646
Flexible Entry	208	104	312

In-District	1,986	5,972	7,958
Out-of-District	-	-	-
<b>Totals</b>	1,986	5,972	7,958

**Weekly Contact Hours**

Vocational - Technical	3,874
Academic	6,587.25
<b>Total</b>	10,461.25

**Semester Contact Hours**

	Vocational -Technical	Academic	Totals
Regular	58,080	104,416	162,496
Flexible Entry	4,096	3,088	7,184

In-District	62,176	107,504	169,680
Out-of-District	0	-	-
<b>Totals</b>	62,176	107,504	169,680

These contact hour totals are included in semester contact hours.

Telecourse	0
Internet	20,928
VCT	1,200
ITV	0
<b>TOTAL</b>	<b>22,128</b>

Contact Hours **NOT** Included In the State Report

	Vocational-Technical	Academic	<b>Totals</b>
27 Hour Remedial		460	460
Repeats	192	1,648	1,840
Audits		0	0
Other Not Reported State			
<b>Total Contact Hours</b>	<b>192</b>	<b>2108</b>	<b>2,300</b>

**Table 4A**  
**Enrollment by Level**

	Male	Female	<b>Total</b>
First Year (less than 24 hours)	427	460	887
Second Year (24-59 hours)	200	232	432
Unclassified (60 or more hours)	143	158	301
<b>Total</b>	<b>770</b>	<b>850</b>	<b>1,620</b>

**Table 4B**  
**Enrollment by Level**

**Full-Time**

	Male	Female	<b>Total</b>
Freshmen (less than 24 hours)	148	203	351
Sophomore (24 - 59 hours)	81	93	174
Unclassified (60 or more hours)	56	51	107
<b>Total</b>	<b>285</b>	<b>347</b>	<b>632</b>

**Part-Time**

	Male	Female	<b>Total</b>
Freshmen (less than 24 hours)	279	257	536
Sophomore (24 - 59 hours)	119	139	258
Unclassified (60 or more hours)	87	107	194
<b>Total</b>	<b>485</b>	<b>503</b>	<b>988</b>

**Table 4C  
Enrollment by Level**

	<b>MALE</b>	<b>FEMALE</b>	<b>TOTAL</b>
Less than 30 hours	459	492	951
30-59 hours	168	200	368
60 or more hours	143	158	301
<b>Total</b>	770	850	1,620

**Table 5  
Basis for Admissions for Student Body**

High School Graduate	70
Individual Approval	130
H.S. Equivalency Certificate	17
Continuing Student	877
College Transfer	76
Re-entered Previous Admissions	450
<b>Total</b>	1,620



**Table 6  
First Time in College Enrollment**

Male	47
Female	38
<b>Total</b>	85

**Table 7A**  
**Student Residence Classification**

In-District	967
Out-of-District	636
Out-of-State	7
Foreign	10
<b>Total</b>	<b>1,620</b>

**Table 7B**  
**Student Residence**

<b>City</b>	<b>No.</b>	<b>%</b>
Angleton	247	15.25
Brazoria	126	7.78
Clute	265	16.35
Danbury	17	1.05
Freeport	172	10.62
Lake Jackson	546	33.70
Sweeny	81	5.00
West Columbia	75	4.63
Other Residence	91	5.62
<b>Total Students</b>	<b>1,620</b>	

**Table 7C**  
**Summary of Student by Hours and Residency**

<b>Number of Hours</b>	<b>Students</b>	<b>In</b>	<b>Out</b>	<b>Non Texan</b>	<b>A</b>	<b>B</b>	<b>C</b>	<b>D</b>
1	22	12	10					
2	4	2	2					
3	592	346	243		1		1	1
4	369	215	148	4	2			
5	20	10	10					
6	284	176	106	1			1	
7	228	149	73	3	2		1	
8	35	19	16					
9	21	16	5					
10	23	9	14					
11	9	7	2					
12	2	1	1					
13	11	6	5					
14								
15								
16								
17								
18								
19								
20								
21								
22								
23								

In = In District  
 Out = Out of District  
 Non-Texan = Out of State or International  
 A = In District (Foreign Student classified as a resident under HB1403, Section 2  
 B = Out of District (Foreign Student classified as a resident under HB1403, Section 2  
 C = In District (Foreign Student classified as a resident under HB1403, Section 4  
 D = Out of District (Foreign Student classified as a resident under HB1403, Section 4

**Table 7D  
Residence**


**County**

County	No.	%	County	No.	%
BELL	1	.06	NUECES	1	.06
BRAZORIA	1,546	95.43	WHARTON	2	.12
FORT BEND	2	.12			
GALVESTON	3	.19			
HARRIS	5	.31			
MATAGORDA	47	2.90			
MCLENNAN	1	.06			

Includes students that pay C & D coded tuition

**Out of State**

State	No.	%	State	No.	%
ARIZONA	1	.06			
CALIFORNIA	1	.06			
MICHIGAN	2	.12			
MINNESOTA	1	.06			
OKLAHOMA	1	.06			
TENNESSEE	1	.06			



**Out of Country**

Country	No.	%	Country	No.	%
INDIA	2	.12			
MEXICO	2	.12			
PHILLIPINES	1	.06			

**Table 8  
High School Attended**

<b>School</b>	<b>Number</b>	<b>%</b>
Angleton	195	12.04
Brazosport	170	10.49
Brazoswood	486	30.00
Columbia	143	8.83
Danbury	22	1.36
Sweeny	104	6.42
Other Schools	278	17.16
No School Assigned	222	13.70
<b>Total Students</b>	<b>1,620</b>	

**Table 9  
Ethnic Groups**

<b>Ethnic Groups</b>	<b>Number</b>	<b>%</b>
Anglo-Americans	989	61.05
Black Americans	133	8.21
Spanish Surnames	460	28.40
Asian Americans	26	1.60
American Indians	7	.43
Others	5	.31
<b>Total</b>	<b>1,620</b>	

**Table 10  
Age Distribution of BC Students**

<b>Age</b>	<b>Number</b>	<b>%</b>
Under 18	233	14.38
18-21	595	36.73
22-25	251	15.49
26-29	161	9.94
30-33	114	7.04
34-37	77	4.75
38-41	62	3.83
Over 41	127	7.84
<b>Total</b>	<b>1,620</b>	

Average Age: 21.48

**Table 11  
Majors by Full/Part-Time**

**Academic**

Full	247
Part	309
<b>Total</b>	<b>556</b>

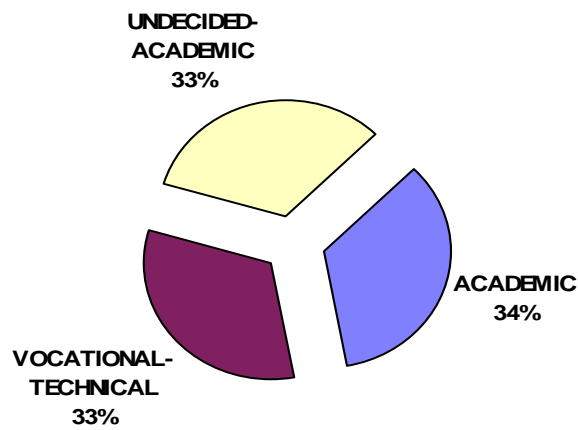
**Vocational - Technical**

Full	211
Part	316
<b>Total</b>	<b>527</b>

**Undecided - Academic**

Full	202
Part	335
<b>Total</b>	<b>537</b>

Grand Total    1,620



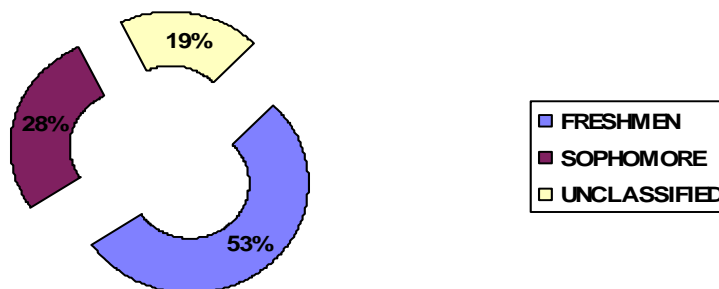
**Table 12  
Technology Program**

	<b>Total Students</b>	<b>Semester Hours</b>	<b>Contact Hours Lec/Lab</b>	<b>Co-op</b>	<b>Practicum</b>	<b>FTSE</b>
ACNT						
AUMT	15	45	1,344			3.00
BMGT/BUSG	20	60	960			4.00
CBFM						
CDEC						
CETT	7	24	496			1.60
CJCR						
CJLE						
CJSA	5	15	240			1.00
CNBT	33	99	1,584			6.60
CNSE						
CPMT						
CRIJ						
CRPT						
CTEC	37	81	1,440	2,352		5.40
DTFG	30	90	1,920			6.00
ELPT	50	150	3,200			10.00
ELTN	19	57	6,384			3.80
EMSP	14	47	2,592			3.13
EPCT	10	30	480			2.00
ETWR						
GRPH						
HAMG						
HART						
HEAV						
HITT	28	84	1,344			5.60
HRPO						
HPRS (VCT)						
IMED	2	6	128			.40
INEW						
INTC	5	20	400			1.33
ITMC						
ITNW						
ITSC	3	9	240			.60
ITSE						
ITSW						
ITSY						
LGLA						
LNWK						
MDCA						
MCHN						
MRKG						
NDTE						
OSHT	48	161	2,000	4,032		10.73
PFPB	28	84	1,216	3,024		5.60
POFI						
POFM						
POFT	15	45	1,120	336		3.00
PTAC	106	251	5,280			16.73
VNSG	61	188	4,800			12.53
WLDG	60	232	8,144	3,024		15.47

**Table 13  
Credit Hours**

**Academic**

Freshman	4,050
Sophomore	2,108
Unclassified	1,488
<b>Total</b>	<b>7,646</b>



**Table 14A  
Enrollment by Hegis Code**

**Academic**

0001	General Academic Degree	0
0101	Agriculture	1
0200	Architecture & Design	6
0400	Biological Sciences	19
0500	Business & Management	102
0600	Journalism, Radio/TV Communication	11
0700	Computer Science	8
0800	Education	72
0900	Engineering	27
1000	Fine & Applied Arts	24
1100	Foreign Languages	0
1200	Health Professions	182
1400	Law	7
1500	Letters	8
1600	Library Science	0
1700	Mathematics	6
1900	Physical Science	6
2000	Psychology	14
2100	Corrections	0
2200	Social Sciences	19
2300	Theology	2
4900	Interdisciplinary Studies	2

**Table 14B  
Enrollment by Hegis Code**

**Vocational - Technical**


5002	Legal Secretary (OFMT-LS)	5
5005	Secretarial/General Office (OFMT-SEC)	28
5006	Word Processing (WDPR)	7
5007	Administration Assistant (OFMT-AA)	6
5008	Medical Secretary (OFMT-MS)(5009)	17
5101	Computer Technology (CSCI) (5102 - 5103 - 5104 - 5105 - 5106)	37
5209	Nursing, Vocational, One-Year (VN)	32
5210	Emergency Medical Services (EMSP)	12
5303	Engineering Graphics & Design (DFTG) (5302)	25
5305	Chemical Technology (CHEM/CTEC) (5304)	88
5306	Automotive Technology (AUTM) (5307 - 5312)(5301)	14
5308	Welding Technology (WLDG)	43
5309	Quality Assurance (WLDG-QA)	2
5310	Electronics Technology (CETT)	2
5311	Computer Hardware Maintenance/Electronics Technology (CETT)	0
5313	Safety, Health Environmental Mgmt (SHEM)	33
5314	Instrumentation Technology (INST)	24
5315	Machine Tools Technician (MCHN)	4
5317	Industrial/Commercial Carpentry (CRPT) (5316)	3
5318	Industrial/Commercial Electricity (ELPT/ELTN)(5333)	40
5319	Industrial/Commercial Pipefitting (ICCP)	33
5320	Heavy Equipment (HEAV)	1
5321	Maintenance Electrician (ICCE)	2
5322	Air Conditioning & Refrigeration (HART)	3
5323	Industrial/Commercial Insulation and Sheet Metal (CNBT)	0
5324	Industrial/Commercial Painting & Surface Preparation (CBFM)	1
5325	Construction Management (ICCC)	10
5327	Heavy Equipment Technology – Earth Moving (HEAV)	0
5330	Heavy Equipment Technology – Crane Operator Certificate (HEAV)	0
5331	Certificate (ICCE)	4
5405	Childcare and Guidance Option Management Development (CDEC) (5403,5404)	17
5505	Police - Law Enforcement (CJSA)	33
5621	Supervision & Management (MGMT) (5622 - 5328 - 5329)	0
9950	BAT	40
9990	Undeclared Academic Associate Degree	1

**Table 14C  
Enrollment by Hegis Code**

9996	Undecided - Academic	537
------	----------------------	-----

**Table 15**  
**New/Former Student**

Former	885
New	735
Total	1,620



**Table 16**  
**May 2007 - Graduates Attending Brazosport College**

School	Class Size	Attending Brazosport College	Percent
Angleton	371	10	2.70
Brazosport	185	12	6.49
Brazoswood	490	26	5.31
Columbia	180	6	3.33
Danbury	48	1	2.08
Sweeny	159	4	2.52
Other	n/a	3	N/A

**Table 17  
Concurrent/Dual High School Students**

HIGH SCHOOL	CREDIT HOURS				STUDENTS			
	Concur	C/D	Dual	Total	Concur	C/D	Dual	Total
Angleton	1		144	145	1		33	34
Brazosport	4		109	113	1		28	29
Brazoswood	18	13	454	485	5	2	109	116
Columbia			185	185			46	46
Danbury			27	27			6	6
Sweeny		14	51	65		2	15	17
Other	3	7	15	25	1	1	4	6
<b>Total</b>	<b>26</b>	<b>34</b>	<b>985</b>	<b>1,045</b>	<b>8</b>	<b>5</b>	<b>241</b>	<b>254</b>