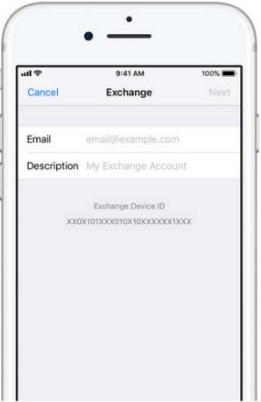
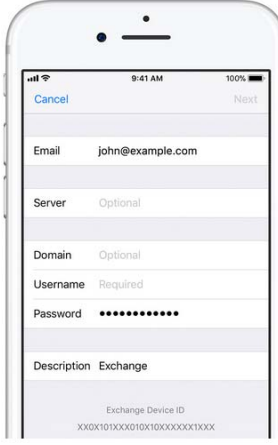




IPHONE EMAIL SETUP

#

<p>1) Add your Exchange account Tap Settings > Accounts and Passwords > Add Account > Exchange.</p>		<p>2) Enter your Brazosport College email address. You can also enter an account description (optional).</p>	
<p>3) After you enter your email address, you can choose either Configure Manually or Sign In to connect to your Exchange Server.</p> <p>If you select Configure Manually, you can set up an Exchange account with Basic authentication. Enter the server as webmail.brazosport.edu and Domain as bcnet, then enter your email password.</p>		<p>4) Connect to the Exchange Server</p> <p>You can sync Mail, Contacts, Calendars, Reminders, and Notes. When you're finished, tap Save.</p>	



Help Desk & Technical Support
Hours of Operation

Monday-Thursday: 7:30 a.m. - 7 p.m.
Friday: 8 a.m. - 12 p.m.

By Phone: ext. 3266 (979.230.3266)
By Email: helpdesk@brazosport.edu
By Chat: [Live chat with the Help Desk](#)

Location: BC Main Campus, K-100

#